



9 MILLBANK

WESTMINSTER SW1

MILLBANK
RESIDENCES

Introduction	01
Chapter 1	08
London Living, Beyond Compare	
A Cultural and Culinary Capital	12
Unrivalled Education and Shopping	18
Connections	24
The Local Area	26
Chapter 2	28
Westminster, A Rich Mix of the Old and New	
An Area Steeped in History	32
Chapter 3	42
Restoring the grandeur of a glorious past	
Site Map	52
At Your Service	60
Finely Crafted Luxury	66
Specification	78
Goddard Littlefair	80
Chapter 4	82
Elegance and Sophistication Redefined	
Accommodation Schedule	84
Floorplans	86
Apartment Locator	163
Designed For Life	164
Sustainability at 9 Millbank	165
The Team	167

MILLBANK RESIDENCES


Gracing the banks of the River Thames in the heart of historic Westminster, 9 Millbank is a landmark residential address that captures the essence of British luxury and style.

ELEGANT LIVING AT A
PRESTIGIOUS ADDRESS

Computer-generated image is indicative only

Introduction	01
Chapter 1	08
London Living, Beyond Compare	
A Cultural and Culinary Capital	12
Unrivalled Education and Shopping	18
Connections	24
The Local Area	26
Chapter 2	28
Westminster, A Rich Mix of the Old and New	
An Area Steeped in History	32
Chapter 3	42
Restoring the grandeur of a glorious past	
Gracing the banks of the River Thames in	
Site Map	52
At Your Service	60
Specification	78
Goddard Littlefair	80
Chapter 4	82
Elegance and Sophistication Redefined	
Accommodation Schedule	84
Floorplans	86
Apartment Locator	163
Designed For Life	164
Sustainability at 9 Millbank	165
The Team	167

PRESTIGIOUS ADDRESS
ELEGANT LIVING AT A



Computer-generated image is indicative only



9 MILLBANK

WESTMINSTER SW1

MILLBANK
RESIDENCES



The benchmark for waterside living

Just a short stroll from Westminster Palace, Millbank Residences occupies a coveted riverside location with views over the Thames.

Millbank Residences is a magnificent collection of Mannhattans, one, two, three and four-bedroom apartments and penthouses in a beautifully restored 1920s building that retains many of its original details.

Featuring classical interiors designed by Goddard Littlefair along with world-class leisure facilities, these elegant homes provide the ultimate in sophisticated London living.






Photograph of apartment balcony at Millbank Residences is indicative only



The impressive granite-and-stone façade of Millbank Residences is set back from the river behind Victoria Tower Gardens, a park that forms part of the Thames Embankment.

Computer-generated image is indicative only



Chapter 1

LONDON LIVING, BEYOND COMPARE

To live in London is to live in one of the finest cities in the world. Chic shopping streets, internationally renowned arts and culture, award-winning restaurants and prestigious schools and universities all add up to create an enviable lifestyle that's unique to this incredible city.

MILLBANK RESIDENCES

10 Downing Street

Westminster Abbey

Big Ben

Victoria Tower
Gardens South

London Eye

Westminster Bridge

South Bank

Lambeth Bridge

OXO Tower

Waterloo Station

Lambeth Palace

City of London

Borough Market

The Shard



A cultural and culinary capital

Over the years, London has built up a reputation as one of the world's favourite destinations for food and culture. You are spoilt for choice with a diverse array of restaurants and cuisine to choose from. The Capital's outstanding museums, galleries and theatres rival those of any other capital city.



Distinctive drinking and dining

From Michelin-starred restaurants to elegant hotel bars, when it comes to food and drink, London is the envy of the world.

For pre-dinner drinks try the Library Bar at The Ned, an intimate Champagne and martini bar mixing vintage-inspired signature cocktails. Head to The Cinnamon Club to sample London's most innovative Indian cooking, or for classic British cuisine visit The Dining Room at The Goring Hotel, a firm favourite with members of the Royal Family.



1 Library Bar at The Ned, London 2 The Cinnamon Club, Westminster 3 The Goring, Belgravia





World-class culture on your doorstep

London's galleries, museums and concert halls host ground-breaking exhibitions, stunning permanent collections and virtuoso performances from international stars.

The Wallace Collection in Marylebone houses one of the nation's most impressive fine art collections from the 18th and 19th centuries, while fans of contemporary art will find exciting up-and-coming talent at the Saatchi Gallery in Chelsea.

Artists from all over the world take to the stage at Covent Garden's Royal Opera House in sell-out performances of opera and ballet.

1 'Champagne Life' ©Steve White, 2016 Image courtesy of Saatchi Gallery, London 2 Royal Opera House, Covent Garden 3 The Wallace Collection, Marylebone





Photograph of Piccadilly Arcade in Central London

A history of unbeatable education and unrivalled shopping

London's oldest and best universities were established in the 1820s and their students have been responsible for pioneering research and ground-breaking discoveries ever since. Many of the city's luxury stores go back even further – British favourite Fortnum & Mason opened on Piccadilly in 1707, while Lock & Co., the world's oldest hat store, dates all the way back to 1676.





1 Hilditch & Key, St James's 2 Dior, Bond Street 3 The Royal Arcade, Bond Street

London's most select shopping destinations

From the designer stores on New Bond Street to the bespoke shirt-makers of Jermyn Street, London leads the way when it comes to exclusive shopping.

Head to the famous Harrods department store in Knightsbridge for seven floors of luxury goods, or to the shoe galleries at Selfridges for the most sought-after styles.

Iconic brands like Vivienne Westwood, Burberry and Stella McCartney, with their beautiful flagship stores, have created a uniquely British sense of style that's emulated around the world.





Centuries old first-class education

London provides students from around the globe with unmatched educational opportunities.

University College London, Imperial College London and London School of Economics are consistently ranked among the world's leading universities, while the prestigious Westminster School has been turning out the nation's most acclaimed poets, performers, philosophers, and even several prime ministers, for more than 500 years.



1 Royal College of Music, Kensington 2 King's College London 3 Imperial College of Science, Technology and Medicine, London

Distance

Chelsea College of Arts	0.4 miles
London South Bank University	1.1 miles
King's College London	1.4 miles
Royal Academy of Arts	1.5 miles
London School of Economics and Political Science	1.6 miles
Birkbeck, University of London	2.1 miles
University of London	2.2 miles
University College London (UCL)	2.3 miles
Royal College of Music	2.7 miles
Imperial College London	2.9 miles
Regent's University London	2.9 miles



Global passage close at hand

Millbank Residences is within easy reach of several tube stations, with fast connections to the rest of central London and beyond.

Westminster Underground station is a 10-minute walk away and connects you to Bond Street in 4 minutes, South Kensington in 9 minutes and Heathrow Airport in 56 minutes.

St James's Park and Pimlico stations are less than 15 minutes' walk away, both of them one stop from Victoria Overground and Underground stations.

Covent Garden and Soho are within easy reach, just a 10 and 12 minute taxi ride away, respectively.



Walk

Tate Britain	8 minutes
Chelsea College of Arts	8 minutes
Houses of Parliament	9 minutes
Westminster Station	10 minutes
St James's Park Station	13 minutes
London Eye	16 minutes
Victoria Station	20 minutes
Sloane Square	32 minutes
London School of Economics	34 minutes



Tube*

Green Park	1 minute
Waterloo	1 minute
Sloane Square	6 minutes
Piccadilly Circus	7 minutes
Oxford Circus	8 minutes
King's Cross	12 minutes
Liverpool Street	17 minutes
London City Airport	30 minutes
Gatwick Airport	53 minutes
Heathrow Airport	56 minutes



Drive

Victoria Station	6 minutes
Battersea Park	10 minutes
King's Road	11 minutes
Harrods	14 minutes
Hyde Park	17 minutes
Imperial College London	21 minutes
Mayfair	21 minutes
Selfridges	23 minutes
London City Airport	40 minutes
Heathrow Airport	50 minutes
Gatwick Airport	1 hours 20 minutes



Westminster Underground Station



*Tube times are from Westminster underground station and sourced from tfl.gov.uk. All times are approximate only.



Live in the heart of London

Millbank Residences is located in prime central London, placing you right at the centre of the best that the city has to offer.

- | | |
|--|---|
| 1 Tate Britain | 21 Leicester Square |
| 2 Jewel Tower | 22 British Museum |
| 3 The Guards Museum | 23 Lincoln's Inn Fields |
| 4 Buckingham Palace | 24 Royal Opera House |
| 5 Benjamin Franklin House | 25 London Coliseum |
| 6 Churchill Museum and Cabinet War Rooms | 26 Lambeth Palace |
| 7 London Transport Museum | 27 Pimlico Garden and Shrubbery |
| 8 Chinatown | 28 Selfridges |
| 9 National Gallery | 29 Harrods |
| 10 Trafalgar Square | 30 Harvey Nichols |
| 11 Houses of Parliament | 31 Battersea Power Station |
| 12 Westminster Abbey | 32 Chelsea College of Arts |
| 13 House of Fraser | 33 London School of Economics and Political Science |
| 14 Liberty | 34 King's College London |
| 15 Royal Academy of Arts | 35 The Courtauld Institute of Art |
| 16 Fortnum & Mason | 36 University of Westminster |
| 17 Mall Galleries | 37 Hayward Gallery |
| 18 Household Cavalry Museum | 38 National Theatre |
| 19 Victoria Tower Gardens | 39 London Eye |
| 20 Downing Street | 40 Duke of York Square |





WESTMINSTER, A RICH MIX OF THE OLD AND THE NEW

London's most historic borough is famous for its soaring neo-Gothic architecture, spacious green parks and the splendour and ceremony of countless royal weddings and coronations. A seat of political power since the Middle Ages, Westminster is still the dynamic centre of British government today.



Photograph of Westminster Bridge in London

An area steeped in history

- | | |
|--|---|
| <p>960 AD — A community of monks is established on the original Westminster site.</p> <p>1065 — Westminster Abbey, the first Norman Romanesque church in England, is built under the rule of Edward the Confessor and consecrated on 28th December.</p> <p>1097 — Westminster Hall is built under William II (Rufus). The oldest building in Parliament, it is one of the few parts of the ancient Palace of Westminster that survives in almost its original form today.</p> <p>1100 — Westminster Abbey's long tradition of royal weddings begins with Henry I's marriage to Matilda of Scotland.</p> <p>1245 — Henry III pulls down Edward's church (except for the nave) and replaces it with the present abbey church in the pointed Gothic style of the period.</p> <p>1548 — The House of Commons begins to use St. Stephen's Chapel in the former palace precincts for meetings.</p> <p>1834 — Fire destroys almost the entire palace and leads to the building of the present Houses of Parliament.</p> <p>1838 — Queen Victoria's coronation takes place on 28th June, just over a year after she succeeds to the throne at the age of 18.</p> | <p>1902 — Edward VII and Alexandra of Denmark are crowned King and Queen of the United Kingdom at Westminster Abbey on 9th August.</p> <p>1937 — The coronation of King George VI at Westminster Abbey on 12th May is the first coronation to be broadcast on television and radio.</p> <p>1943 — Prime Minister Winston Churchill makes his famous victory gesture outside No. 10 Downing Street on 5th June.</p> <p>1947 — Princess Elizabeth marries Philip, Duke of Edinburgh at Westminster Abbey on 20th November.</p> <p>1953 — The coronation of Queen Elizabeth II takes place at Westminster Abbey on 2nd June, with around 8,000 guests in attendance from across the Commonwealth of Nations.</p> <p>1965 — The City of Westminster is established as a borough by the amalgamation of the boroughs of Westminster, Paddington and St. Marylebone.</p> <p>1987 — Westminster Abbey, St. Margaret's Church, and the Houses of Parliament are collectively designated a UNESCO World Heritage site.</p> <p>1997 — The formal, though not 'state' funeral of Diana, Princess of Wales, is held in Westminster Abbey.</p> <p>2011 — Prince William and Kate Middleton are married in Westminster Abbey on 29th April.</p> |
|--|---|



- 1 One of the first autotypes of Westminster Abbey, 1884
- 2 Prime Minister William Pitt addressing the House of Commons, 1793
- 3 Queen Victoria receiving the sacrament during her Coronation
- 4 Invitation to the Coronation of King Edward VII and Queen Alexandra at Westminster Abbey
- 5 Coronation of King George VI in Westminster Abbey
- 6 Prince William & Kate Middleton, Duke and Duchess of Cambridge, Royal Wedding Westminster Abbey, London



Defined by the country's greatest leaders



King Henry VIII of England

28 June 1491 – 28 January 1547

Henry VIII presided over the beginnings of the English Renaissance and the English Reformation. One of England's best-known monarchs, he was a keen hunter and sportsman and his many portraits attest to his statuesque physical appearance. Crowned King at Westminster Abbey in 1509, his subsequent reign was characterised by wars with France and Scotland, his persecution of both Roman Catholics and Protestants, and of course by his six wives.

“Of all losses, time is the most irrecoverable for it can never be redeemed.”



Archbishop Nicholas Wiseman

2 August 1802 – 15 February 1865

Widely respected for his intellect, humanitarianism and constructive achievements, Nicholas Wiseman was one of the chief architects of the 19th-century revival of Roman Catholicism in England. After receiving his doctorate of theology in 1825 he was ordained to the priesthood the following year, and then as a Bishop in 1840. In 1850 he was summoned to Rome by Pope Pius IX who made him Cardinal and first Archbishop of Westminster.

“Thoughts against faith must be treated at times like temptations against any other virtue put away; though in cooler moments they may be safely analysed and unravelled.”



King George V of the United Kingdom

3 June 1865 – 20 January 1936

Created Duke of York in 1892, Prince George was crowned King at Westminster in 1911. He faced formidable difficulties early in his reign from the constitutional struggle to curb the power of the House of Lords, but went on to garner much respect during the First World War, visiting the front in France several times. The public expressed its great affection and admiration for King George at celebrations for his Silver Jubilee in 1935.

“The Old Country must wake up if she intends to maintain her old position of pre-eminence in her colonial trade against foreign competitors.”



Prime Minister Winston Churchill

30 November 1874 - 24 January 1965

Sir Winston Churchill was Home Secretary in 1910, First Lord of the Admiralty in 1911 and oversaw the country's naval effort in the First World War. He went on to become Prime Minister from 1940 to 1945 and again from 1951 to 1955. One of the 20th-century's most significant figures, he was widely praised for his wartime leadership and for his work as a social reformer and writer. Among his many awards was the Nobel Prize in Literature.

“It is not in our power to anticipate our destiny.”



Queen Elizabeth II of the United Kingdom

21 April 1926

Elizabeth was born in London as the first child of the Duke and Duchess of York, later King George VI and Queen Elizabeth The Queen Mother. She married Philip, Duke of Edinburgh in 1947, acceded to the throne in 1952 and was crowned Queen Elizabeth II in 1953. She is the longest-living and longest-reigning British monarch; in 2017 she became the first British monarch to reach a Sapphire Jubilee, marking 65 years of reign.

“The upward course of a nation's history is due in the long run to the soundness of heart of its average men and women.”



Awe-inspiring architecture

Westminster Abbey and the Palace of Westminster are two of the world's most well-known landmarks, drawing millions to the Capital every year.


Instantly recognisable for its Big Ben clock tower, the Palace of Westminster is a neo-Gothic revival designed by Charles Barry to replace the medieval Palace that burned down in 1834.

Opposite the Palace, Westminster Abbey is a Gothic masterpiece constructed in the 13th century.

Its many ornate features include flying buttresses, intricate carvings and a breath-taking vaulted ceiling.



1 Big Ben Clock Tower, Westminster 2 Houses of Parliament, Westminster, view from Lambeth Palace 3 The ceiling in Westminster Abbey, Westminster





Photograph of St James's Park in Westminster



1 View of Buckingham Palace from St James's Park, Westminster 2 Queen Victoria Statue, Buckingham Palace 3 St James's Park and Horse Guards Parade, Westminster

Royal relaxation in London's green parks

Three of London's Royal Parks are in Westminster, including St James's Park, just a 15-minute walk away.

Originally designed as recreation and hunting grounds for the monarchy, St James's Park covers 57 acres.

A delightful mix of formal flower gardens and green lawns, it's the perfect place to wile away a Sunday afternoon. You might even spot the pelicans that have lived in the park for nearly 350 years, presented as a gift from the Russian Ambassador to King Charles II.





RESTORING THE GRANDEUR OF A GLORIOUS PAST

Millbank Residences was originally constructed between 1927 and 1929 in the neoclassical style of the interwar years. Designed by Sir Frank Baines, the building, previously known as the Imperial Chemical House, originally housed the headquarters of the Imperial Chemical Industries (ICI). Once the largest manufacturer in Britain, the ICI was also an early constituent of the FT 30 and later the FTSE 100. Now a Grade II listed building, Millbank Residences' grandeur still stands tall in Westminster's iconic skyline.

A grand entrance

The dramatic doorway to Millbank Residences is one of the building's most important architectural features. Immense in scale, the entrance is befitting of the history and stature of the building. Creating an impressive sense of arrival, it hints at the splendour to be found inside.



A fascinating work of master craftsmanship

The imposing 20ft (6m) high main entrance doors located on Millbank were modelled specially for Imperial Chemical Industries.

The main entrance doors to Millbank Residences, sculpted by William Bateman Fagan in 1927, were undoubtedly his greatest work. Each of the cast bronze doors is divided into six panels illustrating the progress of industry by the application of science. The left-hand panels show man engaged with Stone-Age technologies, while the panels on the right show how these activities have evolved under the stimulus of scientific research.

The carvings of Neptune and seahorses on the granite surround suggest Imperial Chemical House's overseas interests.







Preserving an important piece of history

The building's many original details to the exterior include a stunning stone balcony, Doric columns, and sculptures by Charles Sargeant Jagger.

Jagger's unusual statues are allegorical figures. Carved in Portland stone at the base of the Doric columns, they represent the industries of construction, marine transport, agriculture and chemistry.

Also carved into the façades are a series of stone portrait heads by William Bateman Fagan. The heads are all of chemists and include four who were directly associated with ICI: Ludwig Mond, Alfred Mond, Harry McGowan and Alfred Nobel.





Restoring the glamour of a bygone era

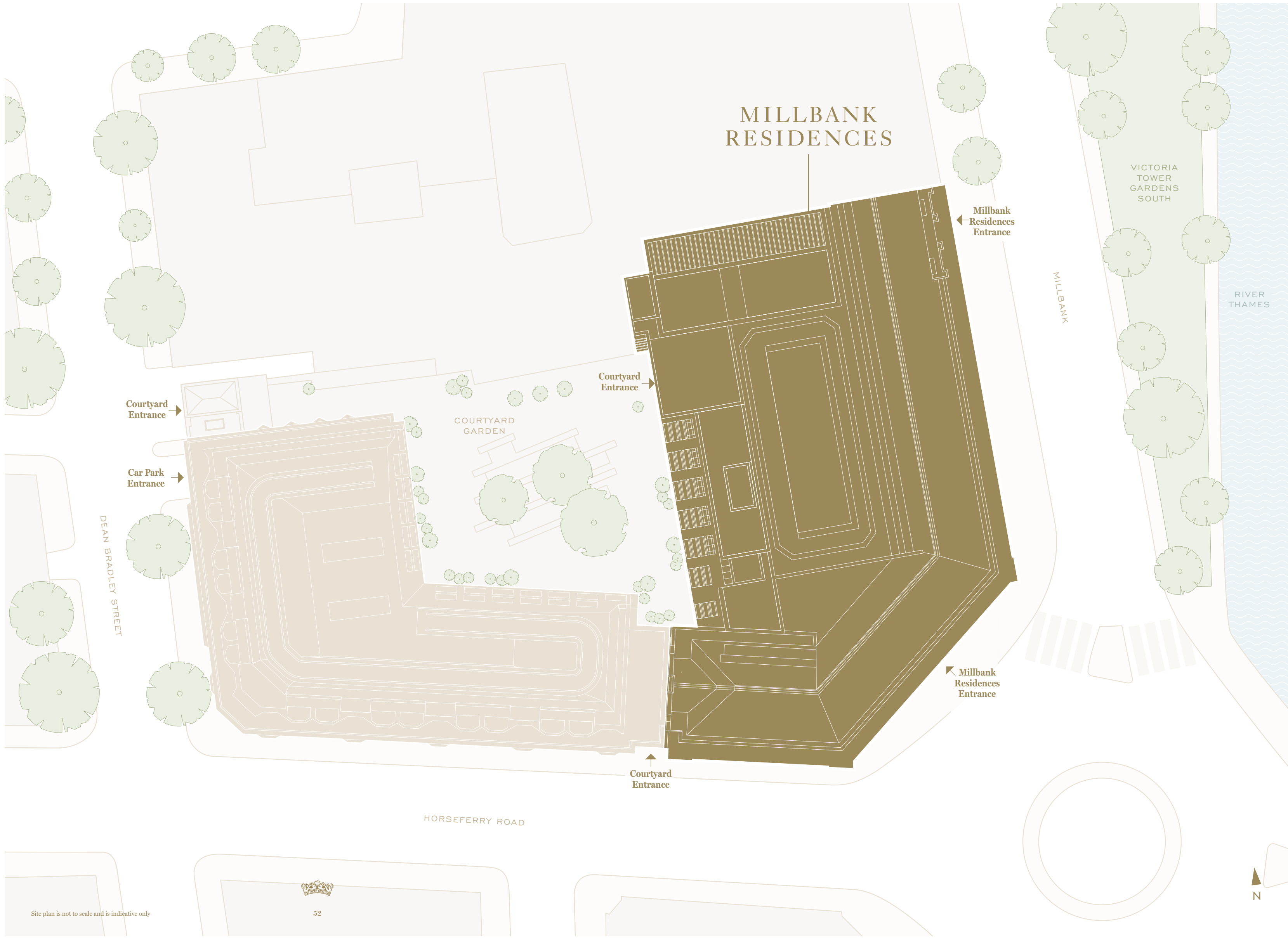
Many of the interior details that have been preserved reflect the grand decadence of the 1920s.

ICI was a world-leading company, located at Imperial Chemical House. 9 Millbank was originally designed as a headquarters building, to reflect the hopes and strength of Britain's newest and largest industrial enterprise.

Many of the original materials used have been retained at Millbank Residences, including ornate plasterwork and listed staircases.



MILLBANK RESIDENCES



Courtyard Entrance

Car Park Entrance

DEAN BRADLEY STREET

COURTYARD GARDEN

Courtyard Entrance

Millbank Residences Entrance

MILLBANK

VICTORIA TOWER GARDENS SOUTH

RIVER THAMES

Millbank Residences Entrance

Courtyard Entrance

HORSEFERRY ROAD










Millbank Residences is set around a delightfully landscaped inner courtyard, a tranquil outdoor space where you can relax and escape from the hustle and bustle of city life.



At your service

Leisure facilities exclusive to the residents at 9 Millbank include a 24-hour concierge*, a state-of-the-art gym, luxurious swimming pool with spa and treatment room, private cinema screening room, meeting rooms and underground parking.





Take a swim or simply relax in the tranquil and stylish setting of the swimming pool and spa.





Enjoy a workout on the latest equipment whenever you like, in the luxury surroundings of the private gym.





FINELY CRAFTED LUXURY

From the moment you step through your front door you can expect high levels of luxury, set off by sumptuous materials, and exquisitely crafted finishes.





Embracing the classical proportions of the building's original 1920's architecture, each apartment at Millbank Residences is a gracious and stylish home.





Computer-generated image is indicative only

Kitchens are equipped with high-end appliances and crafted to a perfect finish, making entertaining at home a pure pleasure.





Enjoy a life of supreme comfort and ease in luxurious, light-filled spaces that have been meticulously designed to meet your every need.





Bedrooms are finished in a warm neutral palette to create a calm retreat where you can relax and rejuvenate.



No detail has been overlooked, from the quality of the fixtures and fittings to the beautifully crafted finishes to the walls and floors.



Specification

Kitchens

- Individually designed layouts
- Composite stone work surfaces and splashbacks (options available - subject to cut-off dates)
- Stainless steel 1½ bowl undermount sink and polished chrome mixer tap
- Matt lacquer shaker door with handles (options available - subject to cut-off dates)
- Bespoke shelving units to selected apartments where appropriate
- Pull-out pan units where appropriate
- Recessed LED ceiling downlighters and concealed lighting to wall cabinets
- Concealed multi-gang appliance panel and pop-up sockets to island / peninsula units where appropriate
- Küppersbusch touch control induction hob
- Re-circulating integrated extractor or island extractor to suit situation
- Küppersbusch stainless steel multi-function oven
- Küppersbusch stainless steel combination microwave oven
- Küppersbusch integrated fridge / freezer
- Integrated multi-function dishwasher
- Free-standing washer / dryer within vented utility cupboard / room
- Space-saving recycling bins

Bathrooms

- White bath with bath filler and accessible matt lacquer painted timber bath panel
- Polished chrome concealed thermostatic mixer / diverter with handshower to selected baths
- Polished chrome concealed thermostatic mixer/ diverter with handshower, showerhead and glass bath screen to selected baths
- Polished chrome concealed thermostatic mixer / diverter, showerhead and complete handshower set to shower areas of bathrooms / shower rooms
- Walk-in shower area to selected bathrooms / shower rooms with glass shower panels or doors to suit situation
- Composite stone and matt lacquer painted vanity unit with under mounted basin and polished chrome deck mixer taps
- Mirrored cabinet with matt lacquer vanity unit, shelving and shaver socket
- White WC pan with soft close seat / cover, concealed cistern and dual flush button

- Niche to shower areas with concealed lighting where appropriate
- Polished chrome ladder style, thermostatically controlled heated towel rail to bathrooms / shower rooms
- Porcelain tile wall finishes to selected walls (options available – subject to cut-off dates)
- Porcelain tile floor finishes with floor border detail (options available – subject to cut-off dates)
- Extract ventilation
- Recessed LED downlights to bathrooms / shower rooms / cloakrooms
- Accessories include toilet roll holder and robe hook

Electrical Fittings

- Pre-wired for future pendant lighting by purchaser (suitable for chandeliers) to reception room and master bedroom
- Recessed LED downlighters throughout
- Automatic lighting to utility / services / coat cupboards
- 5 amp lighting circuit to reception room and bedrooms
- Television (terrestrial and Sky Q) points to principal rooms and master bedroom
- Telephone and data points to principal reception room and master bedroom
- Pre-wired for future automated curtains / blinds
- White power sockets and light switches
- Dimmer light controls where applicable

Heating/Cooling

- Heating and hot water from a communal system with metered water / electric supply to all apartments
- Underfloor heating throughout
- Comfort cooling to all reception rooms and bedrooms

Interior Finishes

- Feature engineered painted entrance and internal doors
- Feature cornice to selected hallway, principal reception rooms and master bedroom
- Painted architraves and skirtings, porcelain tile skirtings to wet areas where applicable

- Interior fittings to utility / services / coat cupboards to suit situation
- Polished chrome door handles throughout
- Bespoke fitted or walk-in wardrobes to master bedroom, internal fittings include rails, shelf, drawers and integrated lighting
- Engineered timber floor finishes or large format porcelain floor finishes to kitchens to suit situation (options available – subject to cut-off dates)
- Engineered timber floor finishes to hallways, reception rooms and master bedroom lobby areas where applicable (options available – subject to cut-off dates)
- Carpet floor finishes to bedrooms (options available – subject to cut-off dates)
- Blind boxes to selected reception rooms and bedrooms

Terraces

- Well-proportioned terraces to selected apartments where indicated
- Paving to terraces with external lighting where indicated

Security

- Video entry system viewed by individual apartment handset / screen
- Power and telephone points provided to all apartments for wireless intruder alarm to be fitted at a later date by purchaser (Subject to relevant consent in communal areas)
- All apartments provided with mains supply smoke detectors and fitted with domestic sprinkler systems
- Multi-point locking, door restrictor and spy hole to apartment entrance doors
- Doorbell to all apartments
- 24-hour concierge service* and monitored CCTV

Peace of Mind

- 999 year lease
- All apartments benefit from a 10-year build warranty

Car Parking

- A general right to park within the managed CCTV-monitored parking area is available by separate negotiation

Lifts

- All residential floors serviced by passenger lifts

Interior Designed Entrance Lobby

- Feature heritage lobbies to ground floor street entrances with listed existing staircases
- Spacious reception lobby with bespoke feature floor and listed architectural features
- Comfortable waiting area for guests
- Bespoke concierge desk
- Feature lighting
- Glass doors to main entrance

Lift Lobbies/Communal Hallways


- Bespoke carpet floor finishes and painted walls to upper levels
- Tiled floors and painted walls to ground floor and car park levels

Residents' Leisure Suite

- Bespoke swimming pool and vitality pool
- Fitness studio with facilities for personal training
- Luxury private gym with the latest equipment
- Treatment room, sauna and steam room facilities
- Changing rooms with shower facilities
- Cinema room
- Meeting rooms and private dining facilities

Management Agent

- A managing agent will be appointed to administer the effective operation and maintenance of the communal facilities, for which a service charge will be levied and apportioned to the benefit offered





Martin Goddard and Jo Littlefair

Co-Founders, Goddard
Littlefair

Martin Goddard and Jo Littlefair established their London-based luxury interior design studio in 2012. The company's talented, international team works on multi-award-winning hotel, hospitality and spa projects around the world, as well as high-end residential schemes. Combining aesthetic perfectionism with a boundless sense of curiosity, they create truly enchanting living spaces.

For the interiors at Millbank Residences, the team placed great importance on the building's sense of place. The designs bring aspects of the iconic architecture and English heritage inside to create an 'instant history' where walking into one

of the residences feels as though it has always been there. To achieve this, the team created a hierarchy of spaces where entrance halls perfectly complement living spaces, details like cornices and architraves provide freshness and intrigue, and original staircases restore a sense of scale and grandeur.

The carefully chosen materials and colours have a seamless feel, in keeping with Millbank Residences' iconic architecture. Traditional parquet flooring, along with tones of black and white, conjure the classical English heritage of Westminster, offset by rich leathers, beautiful silks, and aged oaks that provide a more contemporary finish.

“Our ethos is about combining aesthetic perfectionism and boundless curiosity with a service-driven attitude.”





ELEGANCE AND SOPHISTICATED REDEFINED

Ranging from Manhattan to four bedrooms, the apartments at Millbank Residences are the watchword in classic British craftsmanship. Benefitting from the generous proportions, high ceilings and large windows of the original building, each home has been carefully designed for an optimum layout that maximises space and light.

Accommodation schedule

TYPE	PLOT	LEVEL	BEDS	TOTAL AREA SQ.FT	TOTAL AREA SQ.M	PAGE
<i>Manhattan apartments</i>						
1	1-0-1	Ground	Manhattan	402	37	86
7	2-0-3	Ground	Manhattan	469	44	87
8	2-0-4	Ground	Manhattan	398	37	88
9	2-0-5	Ground	Manhattan	395	37	89
12	2-0-8	Ground	Manhattan	479	44	90
13	2-0-9	Ground	Manhattan	448	42	91
51	2-7-1	Seventh	Manhattan	513	48	92

1-bedroom apartments

5	2-0-2	Ground	1 bed	635	59	93
11	2-0-7	Ground	1 bed	724	67	94
14	2-0-10	Ground	1 bed	689	64	95
50	2-0-11	Ground	1 bed	620	58	96
4	2-0-12	Ground	1 bed	767	71	97
24	1-1-3	First	1 bed	921	86	98
22	2-1-6	First	1 bed	855	79	99
27	2-1-8	First	1 bed	568	53	100
24a	1-2-4	Second	1 bed	901	84	101
22a	2-2-6	Second	1 bed	857	80	102
27a	2-2-8	Second	1 bed	543	50	103
24a	1-3-4	Third	1 bed	901	84	101
22b	2-3-6	Third	1 bed	830	77	104
27a	2-3-8	Third	1 bed	543	50	103
24a	1-4-4	Fourth	1 bed	901	84	101
22c	2-4-6	Fourth	1 bed	828	77	105
27a	2-4-8	Fourth	1 bed	543	50	103
24b	1-5-4	Fifth	1 bed	904	84	106
27b	2-5-5	Fifth	1 bed	544	50	107
24c	1-6-3	Sixth	1 bed	901	84	108
27c	2-6-3	Sixth	1 bed	548	51	109
24d	1-7-2	Seventh	1 bed	855	79	110

2-bedroom apartments

3	1-0-2	Ground	2 bed	1162	108	111
10	2-0-6	Ground	2 bed	845	78	112
19	2-1-1	First	2 bed	1041	97	113
17	2-1-2	First	2 bed	1285	119	114
18	2-1-3	First	2 bed	947	88	115
21	2-1-5	First	2 bed	1296	120	116
23	2-1-7	First	2 bed	1600	149	117
28	1-2-1	Second	2 bed	1371	127	118
30	2-2-1	Second	2 bed	967	90	119
17a	2-2-2	Second	2 bed	1276	119	120
31	2-2-3	Second	2 bed	952	88	121
21a	2-2-5	Second	2 bed	1294	120	122
28a	1-3-1	Third	2 bed	1343	125	123
30	2-3-1	Third	2 bed	967	90	119
17b	2-3-2	Third	2 bed	1250	116	124
31a	2-3-3	Third	2 bed	918	85	125
21a	2-3-5	Third	2 bed	1294	120	122

TYPE	PLOT	LEVEL	BEDS	TOTAL AREA SQ.FT	TOTAL AREA SQ.M	PAGE
<i>2-bedroom apartments</i>						
28b	1-4-1	Fourth	2 bed	1334	124	126
30	2-4-1	Fourth	2 bed	967	90	119
17c	2-4-2	Fourth	2 bed	1240	115	127
31b	2-4-3	Fourth	2 bed	914	85	128
21b	2-4-5	Fourth	2 bed	1297	120	129
34	1-5-1	Fifth	2 bed	1240	115	130
38	2-5-3	Fifth	2 bed	1352	126	131

3-bedroom apartments

2	1-0-4	Ground	3 bed	1510	140	132
15	1-0-5	Ground	3 bed	1160	108	133
6	2-0-1	Ground	3 bed	1287	120	134
16	1-1-1	First	3 bed	2915	271	135
25	1-1-2	First	3 bed	1859	173	136
26	2-1-9	First	3 bed	1122	104	137
20	2-1-4	First	3 bed	1441	134	138
29	1-2-2	Second	3 bed	1844	171	139
25a	1-2-3	Second	3 bed	1816	169	140
32	2-2-4	Second	3 bed	1465	136	141
33	2-2-7	Second	3 bed	1590	148	142
26a	2-2-9	Second	3 bed	1084	101	143
29a	1-3-2	Third	3 bed	1807	168	144
25a	1-3-3	Third	3 bed	1816	169	140
32a	2-3-4	Third	3 bed	1434	133	145
33	2-3-7	Third	3 bed	1590	148	142
26a	2-3-9	Third	3 bed	1084	101	143
29b	1-4-2	Fourth	3 bed	1804	168	146
25a	1-4-3	Fourth	3 bed	1816	169	140
32b	2-4-4	Fourth	3 bed	1432	133	147
33a	2-4-7	Fourth	3 bed	1585	147	148
26a	2-4-9	Fourth	3 bed	1084	101	143
35	1-5-2	Fifth	3 bed	2217	206	149
25b	1-5-3	Fifth	3 bed	1786	166	150
37	2-5-2	Fifth	3 bed	1735	161	151
39	2-5-4	Fifth	3 bed	1282	119	152
26b	2-5-6	Fifth	3 bed	1075	100	153
25c	1-6-2	Sixth	3 bed	1807	168	154
26c	2-6-4	Sixth	3 bed	1087	101	155
25d	1-7-1	Seventh	3 bed	1743	162	156
26d	2-7-2	Seventh	3 bed	992	92	157
46	2-8-2	Eighth	3 bed duplex	2652	247	158
45	1-8-2	Eighth	3 bed	1843	171	160

4-bedroom apartment

36	2-5-1	Fifth	4 bed	2607	242	161
47	1-9-2	Ninth	4 bed duplex	3336	310	162



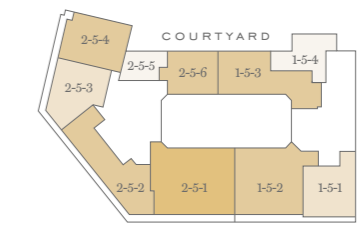
Manhattan Apartment Type 1



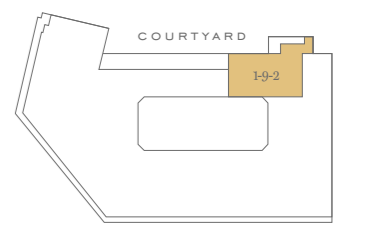
Manhattan Apartment Type 7



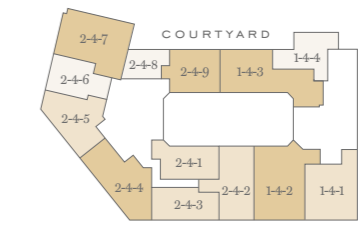
Apartment Locator



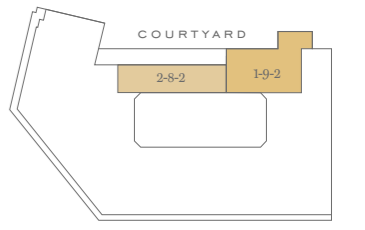
Fifth floor



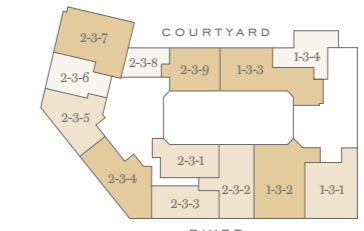
Roof



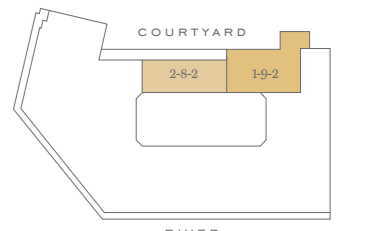
Fourth floor



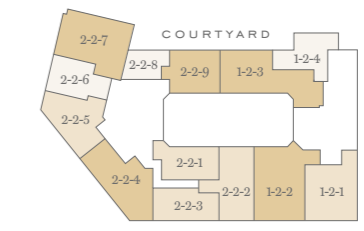
Tenth floor



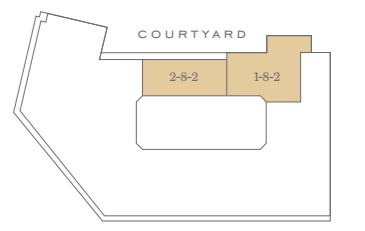
Third floor



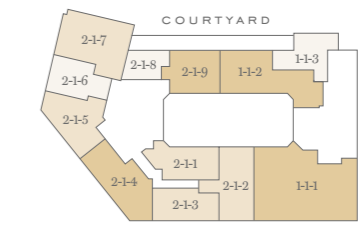
Ninth floor



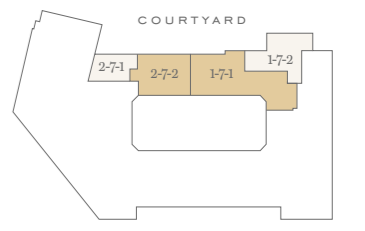
Second floor



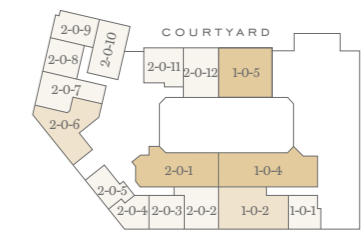
Eighth floor



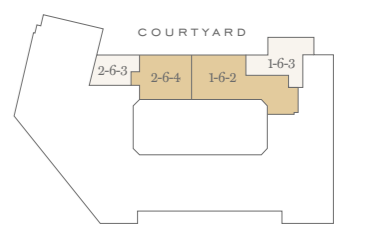
First floor



Seventh floor



Ground floor



Sixth floor

Plot

Ninth floor	—
Eighth floor	—
Seventh floor	—
Sixth floor	—
Fifth floor	—
Fourth floor	—
Third floor	—
Second floor	—
First floor	—
Ground floor	1-0-1

Kitchen/Living/Dining	11'3" x 20'9"	3419mm x 6324mm
Bedroom 1	8'8" x 10'11"	2652mm x 3335mm
Total area	402 sq ft	37 sq m

- ◉ Raised sill
- ✓ Single Light Switch
- ✓ Double Light Switch
- ✓ Dimmer Switch
- ✓ Kill Switch
- ⚡ 2x Dimmer Switch
- ⚡ 3x Dimmer Switch
- ⚡ 4x Dimmer Switch
- ⚡ Dimmer Switch
- ▲ Television Group Living Room
- ▽ Single Telephone Outlet
- ▼ Data Point
- ⚡ Double Switched Socket Outlet
- ⚡ with USB
- ⚡ Switched 5A Lighting Socket
- ☑ Control Panel
- ⚡ Shaving Socket
- ⊙ Door Bell Push
- 📺 Video Entry Phone Panel

- 1-2-3 Apartment number
- Level number
- Lift core number

Plot

Ninth floor	—
Eighth floor	—
Seventh floor	—
Sixth floor	—
Fifth floor	—
Fourth floor	—
Third floor	—
Second floor	—
First floor	—
Ground floor	2-0-3

Kitchen/Living/Dining	21'1" x 13'11"	6434mm x 4239mm
Bedroom 1	10'3" x 8'9"	3113mm x 2655mm
Total area	469 sq ft	44 sq m

◄ ► Depicts measurement points

Floorplans shown for Millbank Residences are for approximate measurements only. Exact layout and sizes may vary. All measurements may vary within a tolerance of 5%. To increase legibility these plans have been sized to fit the page, therefore each plan may be at a different scale to others within this brochure.

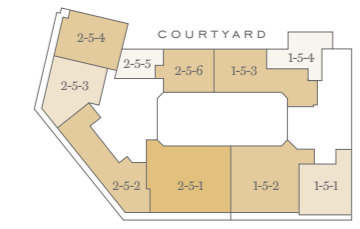
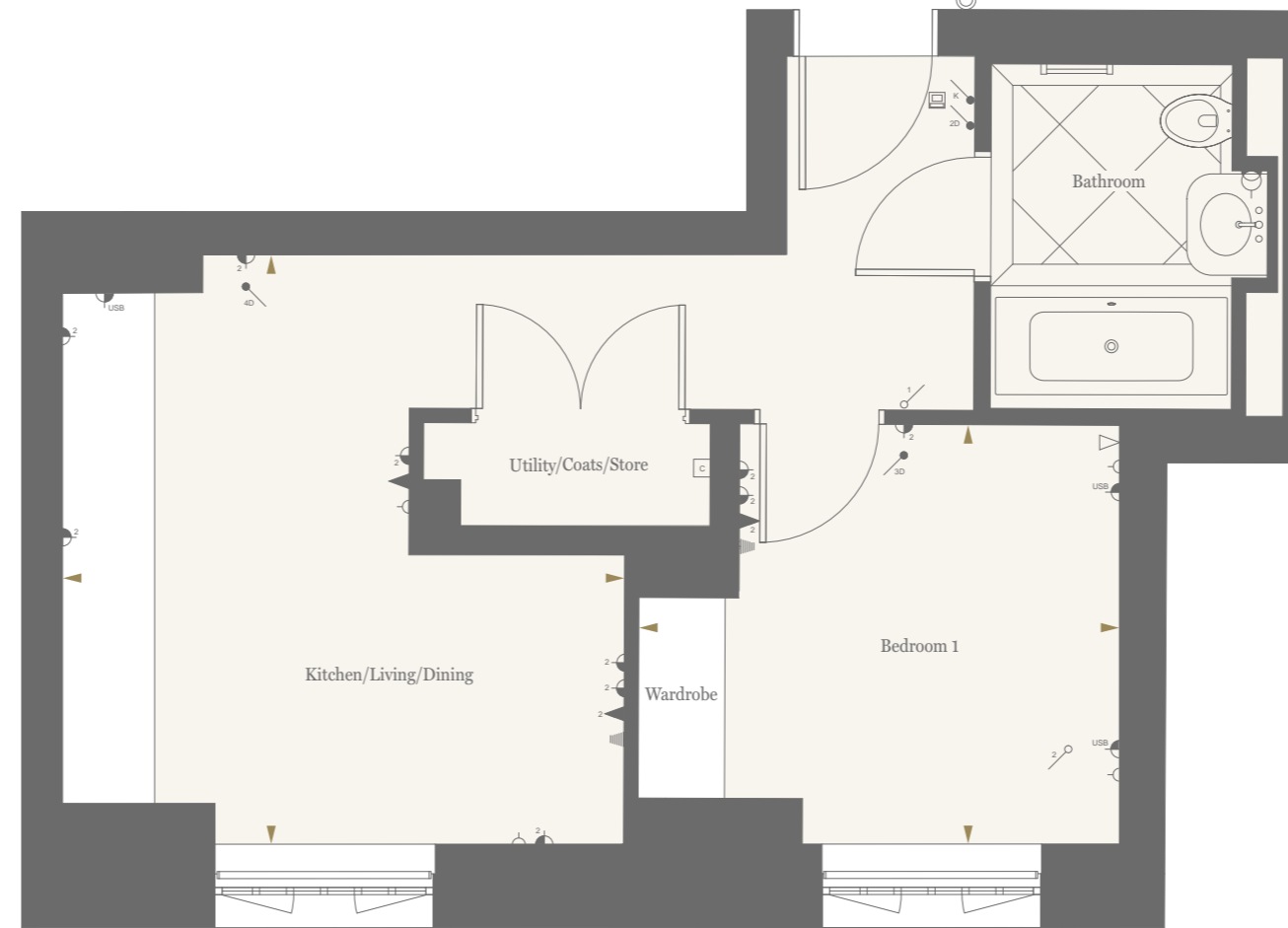
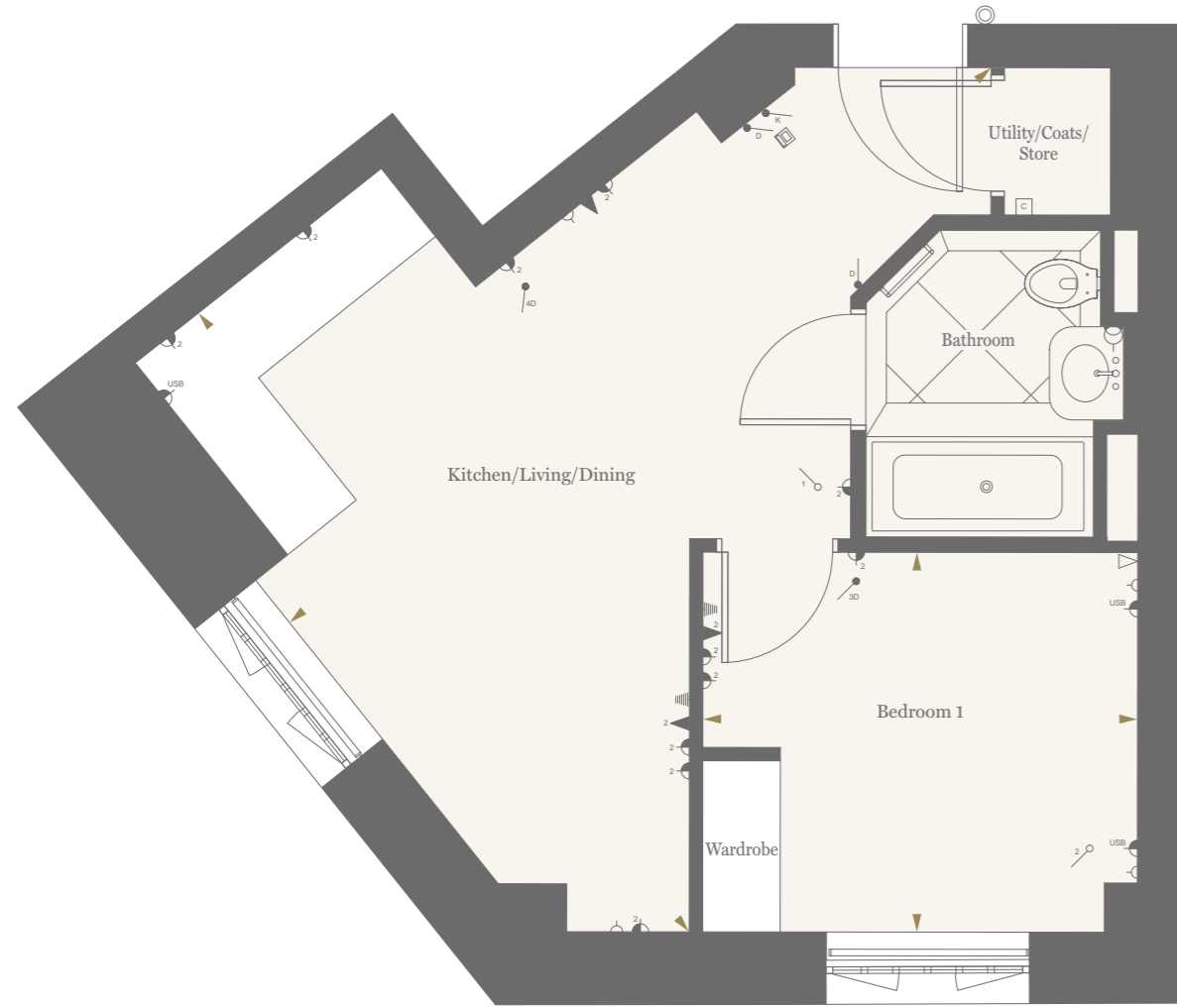
Manhattan Apartment Type 8



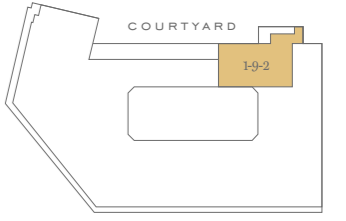
Manhattan Apartment Type 9



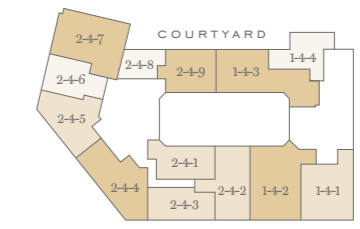
Apartment Locator



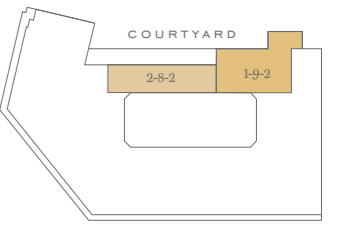
Fifth floor



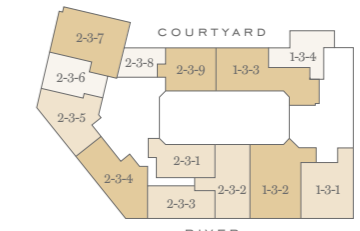
Roof



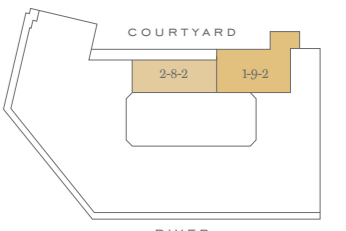
Fourth floor



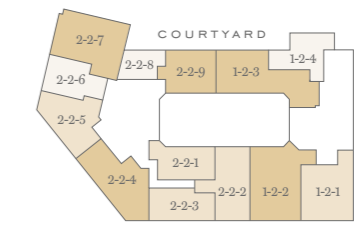
Tenth floor



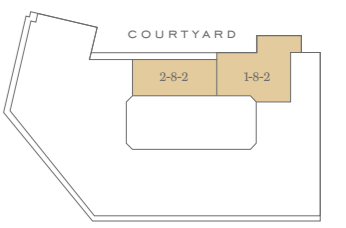
Third floor



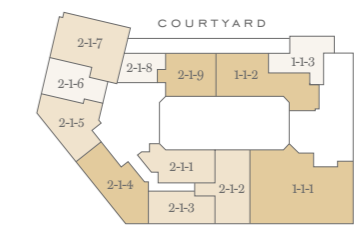
Ninth floor



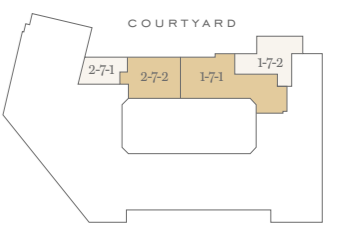
Second floor



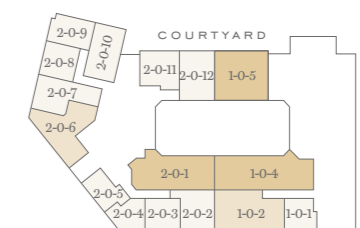
Eighth floor



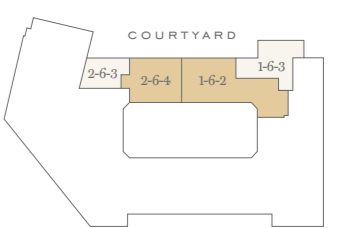
First floor



Seventh floor



Ground floor



Sixth floor

Plot	
Ninth floor	—
Eighth floor	—
Seventh floor	—
Sixth floor	—
Fifth floor	—
Fourth floor	—
Third floor	—
Second floor	—
First floor	—
Ground floor	2-0-4

Kitchen/Living/Dining	19'5" x 21'11"	5906mm x 6684mm
Bedroom 1	9'4" x 10'8"	2841mm x 3250mm
Total area	398 sq ft	37 sq m

- Raised sill
- ✓ Single Light Switch
- ✓ Double Light Switch
- ✓ Dimmer Switch
- ✓ Kill Switch
- ⚡ 2x Dimmer Switch Living Room
- ⚡ 3x Dimmer Switch
- ⚡ 4x Dimmer Switch
- ⚡ Kill Switch
- ▲ Television Group Living Room
- ▽ Single Telephone Outlet
- ▼ Data Point
- ⚡ Double Switched Socket Outlet with USB
- ⚡ Switched 5A Lighting Socket
- ⊠ Control Panel
- ⚡ Shaving Socket
- ⊙ Door Bell Push
- ⊠ Video Entry Phone Panel

- 1-2-3 Apartment number
- Level number
- Lift core number

Plot	
Ninth floor	—
Eighth floor	—
Seventh floor	—
Sixth floor	—
Fifth floor	—
Fourth floor	—
Third floor	—
Second floor	—
First floor	—
Ground floor	2-0-5

Kitchen/Living/Dining	13'6" x 12'10"	4125mm x 3914mm
Bedroom 1	9'7" x 11'0"	2927mm x 3356mm
Total area	395 sq ft	37 sq m

▲ ▶ Depicts measurement points

Floorplans shown for Millbank Residences are for approximate measurements only. Exact layout and sizes may vary. All measurements may vary within a tolerance of 5%. To increase legibility these plans have been sized to fit the page, therefore each plan may be at a different scale to others within this brochure.

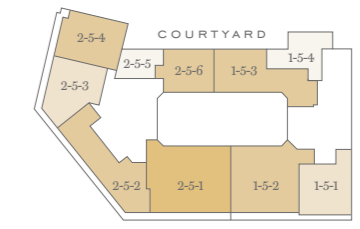
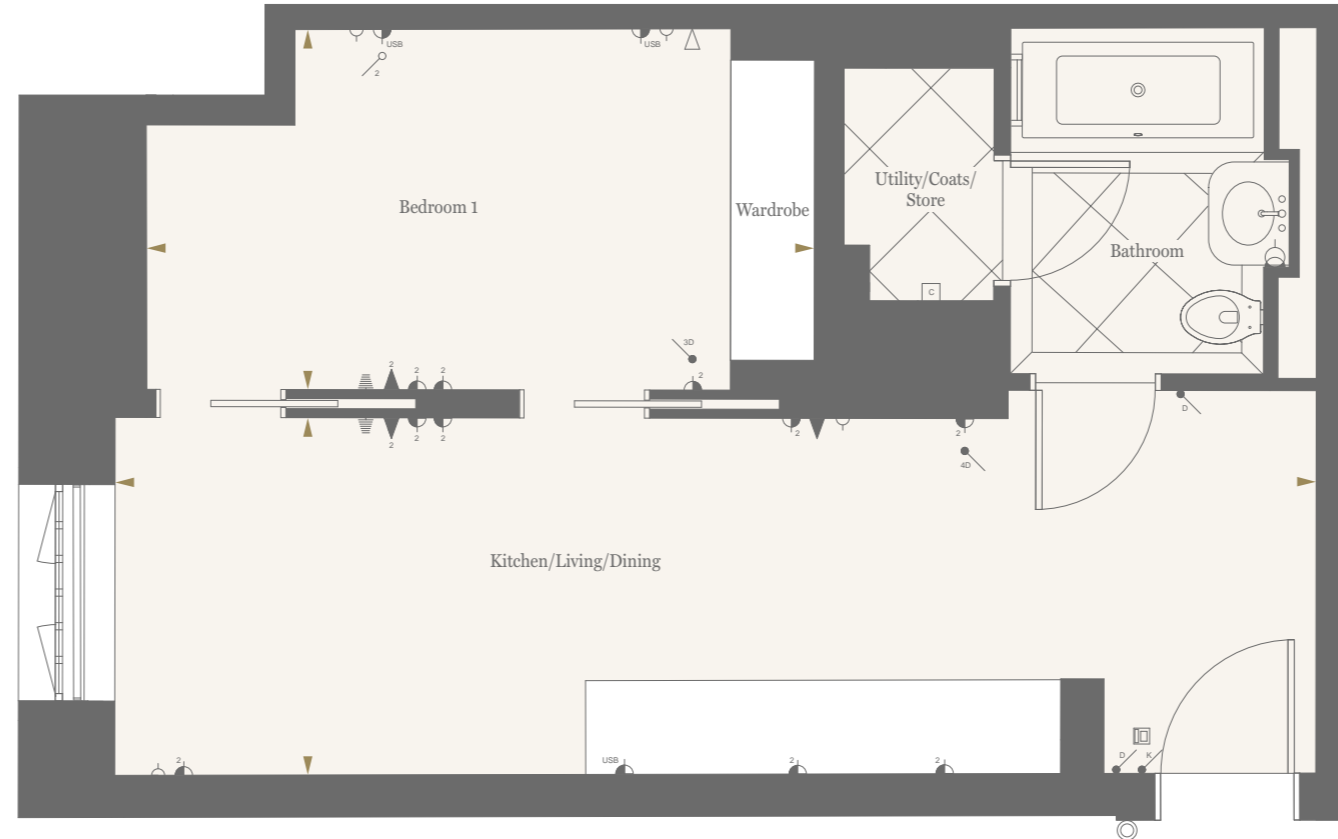
Manhattan Apartment Type 12



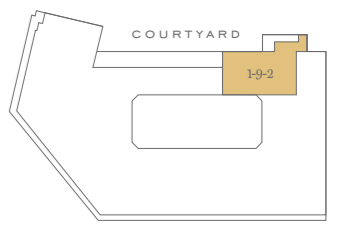
Manhattan Apartment Type 13



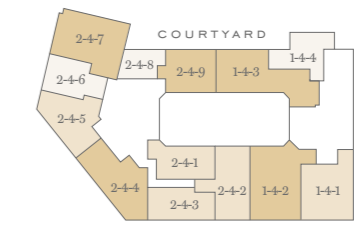
Apartment Locator



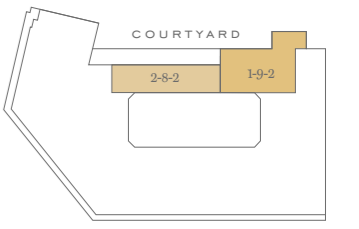
Fifth floor



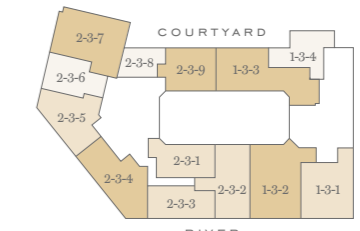
Roof



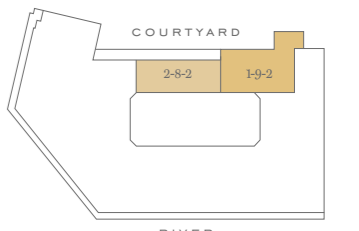
Fourth floor



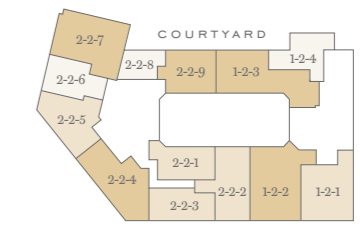
Tenth floor



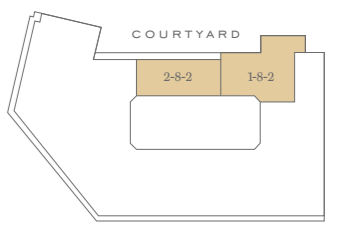
Third floor



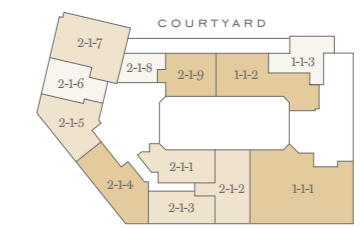
Ninth floor



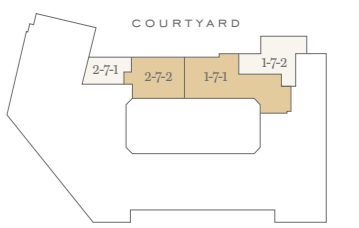
Second floor



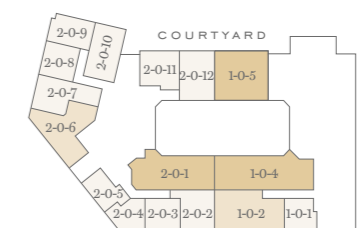
Eighth floor



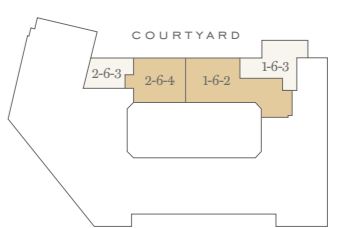
First floor



Seventh floor



Ground floor



Sixth floor

Plot

Ninth floor	—
Eighth floor	—
Seventh floor	—
Sixth floor	—
Fifth floor	—
Fourth floor	—
Third floor	—
Second floor	—
First floor	—
Ground floor	2-0-8

Kitchen/Living/Dining	10'5" x 21'3"	3168mm x 6488mm
Bedroom 1	12'0" x 9'11"	3660mm x 3023mm
Total area	479 sq ft	44 sq m

- ⬆ Raised sill
- ⚡ Single Light Switch
- ⚡ Double Light Switch
- ⚡ Dimmer Switch
- ⚡ Kill Switch
- ⚡ 2x Dimmer Switch Living Room
- ⚡ 3x Dimmer Switch
- ⚡ 4x Dimmer Switch
- ⚡ Kill Switch
- 📺 Television Group Living Room
- 📞 Single Telephone Outlet
- 📞 Data Point
- 🔌 Double Switched Socket Outlet
- 🔌 Double Socket with USB
- 🔌 Switched 5A Lighting Socket
- 📺 Control Panel
- 🪚 Shaving Socket
- 🔔 Door Bell Push
- 📺 Video Entry Phone Panel

- 1-2-3 Apartment number
- Level number
- Lift core number

Plot

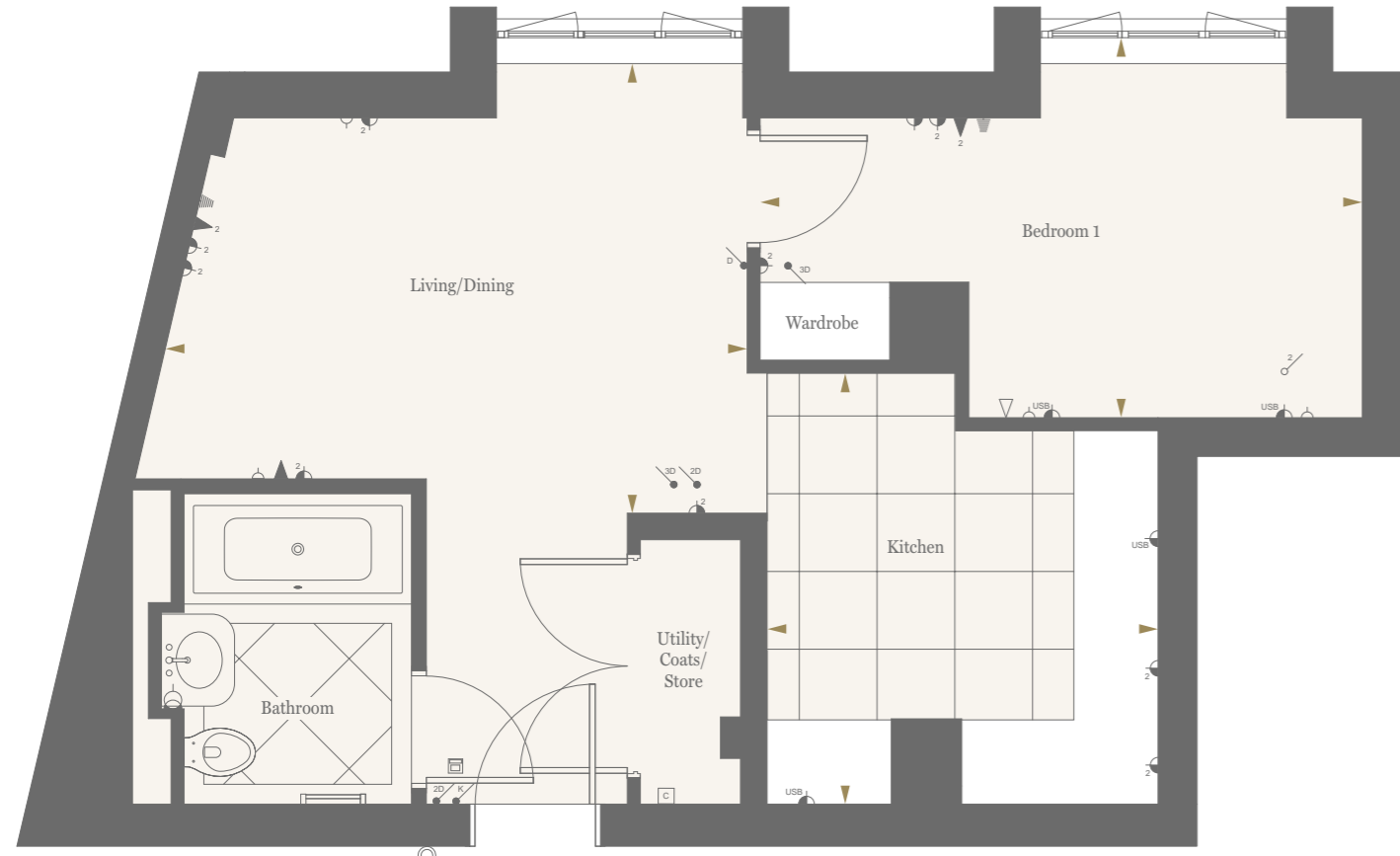
Ninth floor	—
Eighth floor	—
Seventh floor	—
Sixth floor	—
Fifth floor	—
Fourth floor	—
Third floor	—
Second floor	—
First floor	—
Ground floor	2-0-9

Kitchen/Living/Dining	8'1" x 27'4"	2461mm x 8335mm
Bedroom 1	8'3" x 15'2"	2510mm x 4626mm
Total area	448 sq ft	42 sq m

⬆ Depicts measurement points

Floorplans shown for Millbank Residences are for approximate measurements only. Exact layout and sizes may vary. All measurements may vary within a tolerance of 5%. To increase legibility these plans have been sized to fit the page, therefore each plan may be at a different scale to others within this brochure.

Manhattan Apartment Type 51



Plot

Ninth floor	—
Eighth floor	—
Seventh floor	2-7-1
Sixth floor	—
Fifth floor	—
Fourth floor	—
Third floor	—
Second floor	—
First floor	—
Ground floor	—

Kitchen	10'11" x 9'11"	3326mm x 3016mm
Living/Dining	10'0" x 15'6"	3048mm x 4733mm
Bedroom 1	9'6" x 15'3"	2905mm x 4645mm
Total area	513 sq ft	48 sq m

- ⬆ Raised sill
- ✓ Single Light Switch
- ✓ Double Light Switch
- ✓ Dimmer Switch
- ⚡ 2x Dimmer Switch
- ⚡ 3x Dimmer Switch
- ⚡ 4x Dimmer Switch
- ⚡ Kill Switch
- ▲ Television Group Living Room
- ▽ Single Telephone Outlet
- ▼ Data Point
- ⚡ Double Switched Socket Outlet
- ⚡ Double Socket with USB
- ⚡ Switched 5A Lighting Socket
- ⊠ Control Panel
- ⚡ Shaving Socket
- ⊠ Door Bell Push
- ⊠ Video Entry Phone Panel

- 1-2-3 Apartment number
- Level number
- Lift core number

One-Bedroom Apartment Type 5



Plot

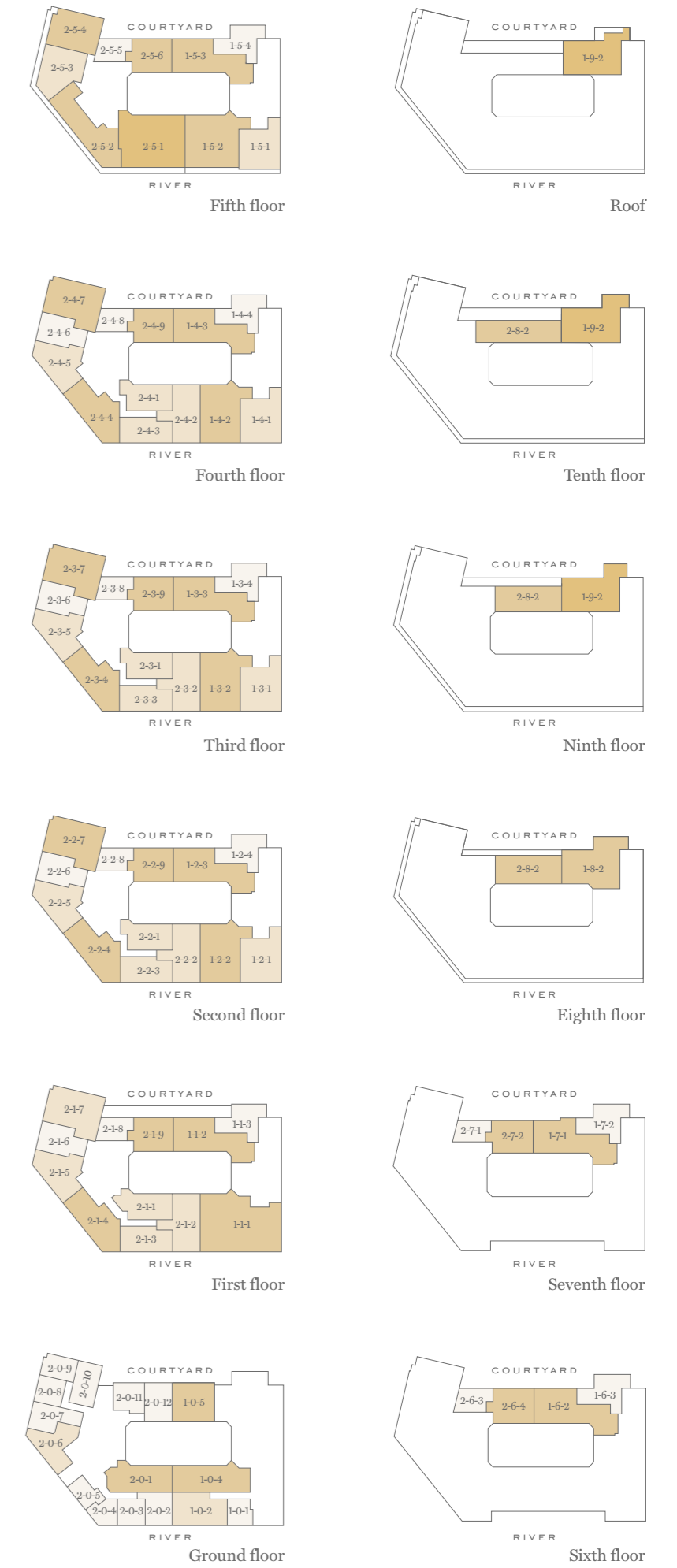
Ninth floor	—
Eighth floor	—
Seventh floor	—
Sixth floor	—
Fifth floor	—
Fourth floor	—
Third floor	—
Second floor	—
First floor	—
Ground floor	2-0-2

Kitchen/Living/Dining	26'11" x 10'9"	8205mm x 3277mm
Bedroom 1	10'5" x 11'5"	3184mm x 3475mm
Total area	635 sq ft	59 sq m

▲ ▶ Depicts measurement points

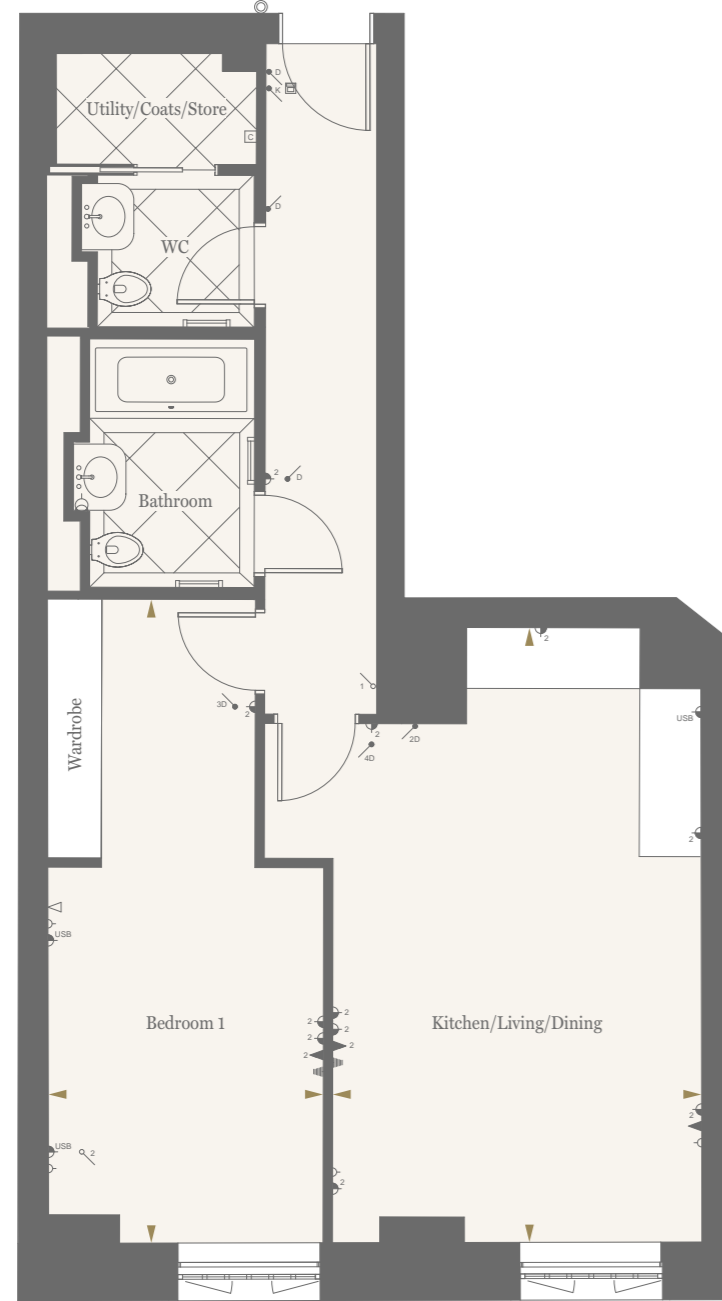
Floorplans shown for Millbank Residences are for approximate measurements only. Exact layout and sizes may vary. All measurements may vary within a tolerance of 5%. To increase legibility these plans have been sized to fit the page, therefore each plan may be at a different scale to others within this brochure.

Apartment Locator



One-Bedroom Apartment

Type 11



Plot	
Ninth floor	—
Eighth floor	—
Seventh floor	—
Sixth floor	—
Fifth floor	—
Fourth floor	—
Third floor	—
Second floor	—
First floor	—
Ground floor	2-0-7

Kitchen/Living/Dining	12'11" x 21'7"	3939mm x 6576mm
Bedroom 1	9'8" x 22'7"	2940mm x 6885mm
Total area	724 sq ft	67 sq m

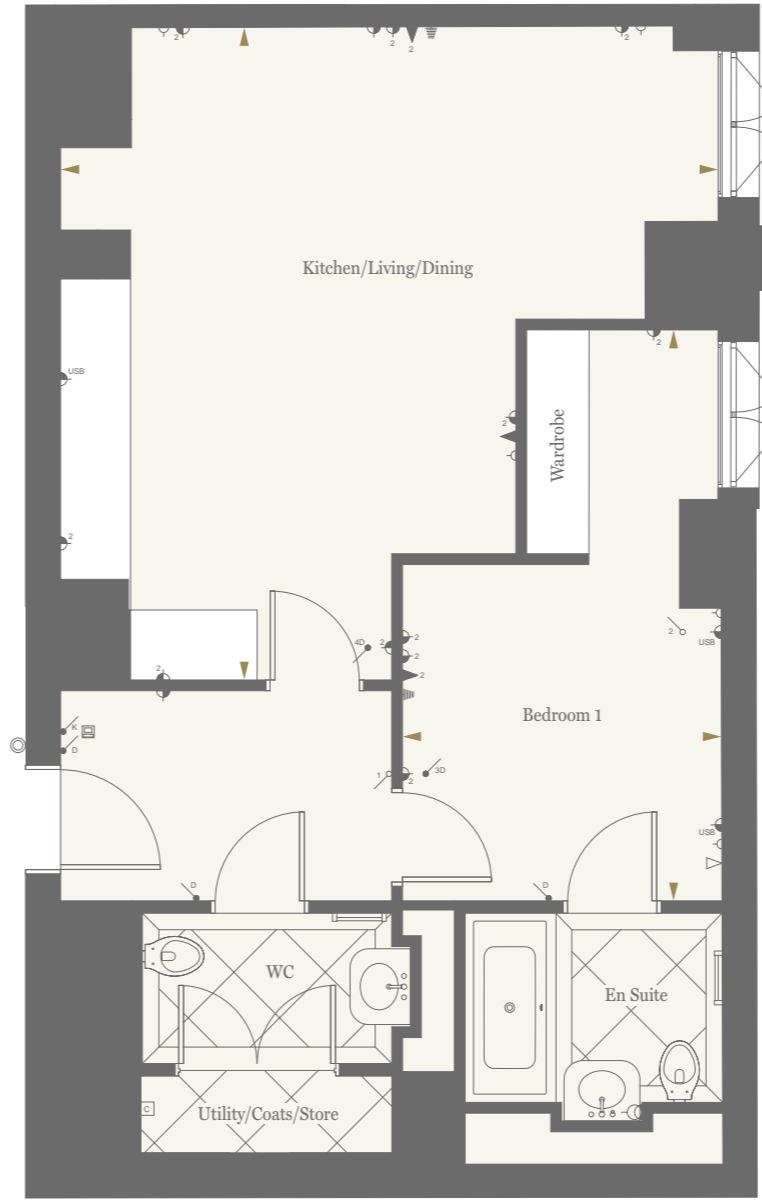
- ◉ Raised sill
- ✓ Single Light Switch
- ✓ Double Light Switch
- ✓ Dimmer Switch
- ⚡ 2x Dimmer Switch
- ⚡ 3x Dimmer Switch
- ⚡ 4x Dimmer Switch
- ⚡ Kill Switch
- ▲ Television Group Living Room
- ▽ Single Telephone Outlet
- ▼ Data Point
- ⚡ Double Switched Socket Outlet
- ⚡ Double Socket with USB
- ⚡ Switched SA Lighting Socket
- ⊠ Control Panel
- ⚡ Shaving Socket
- ⊙ Door Bell Push
- ⊠ Video Entry Phone Panel

- 1-2-3 Apartment number
- Level number
- Lift core number



One-Bedroom Apartment

Type 14



Plot	
Ninth floor	—
Eighth floor	—
Seventh floor	—
Sixth floor	—
Fifth floor	—
Fourth floor	—
Third floor	—
Second floor	—
First floor	—
Ground floor	2-0-10

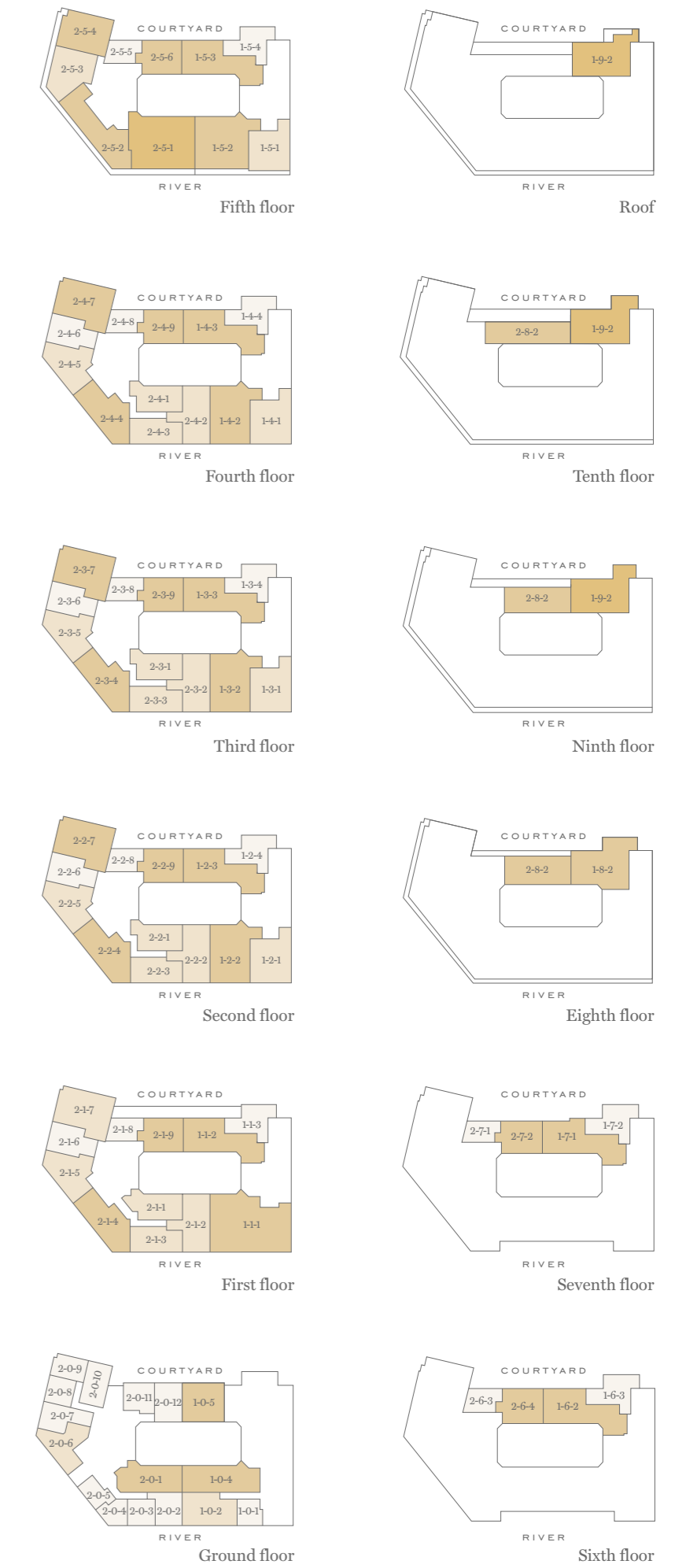
Kitchen/Living/Dining	20'0" x 19'11"	6107mm x 6067mm
Bedroom 1	9'8" x 17'5"	2959mm x 5304mm
Total area	689 sq ft	64 sq m

◄ ► Depicts measurement points

Floorplans shown for Millbank Residences are for approximate measurements only. Exact layout and sizes may vary. All measurements may vary within a tolerance of 5%. To increase legibility these plans have been sized to fit the page, therefore each plan may be at a different scale to others within this brochure.



Apartment Locator



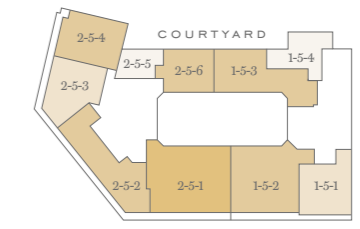
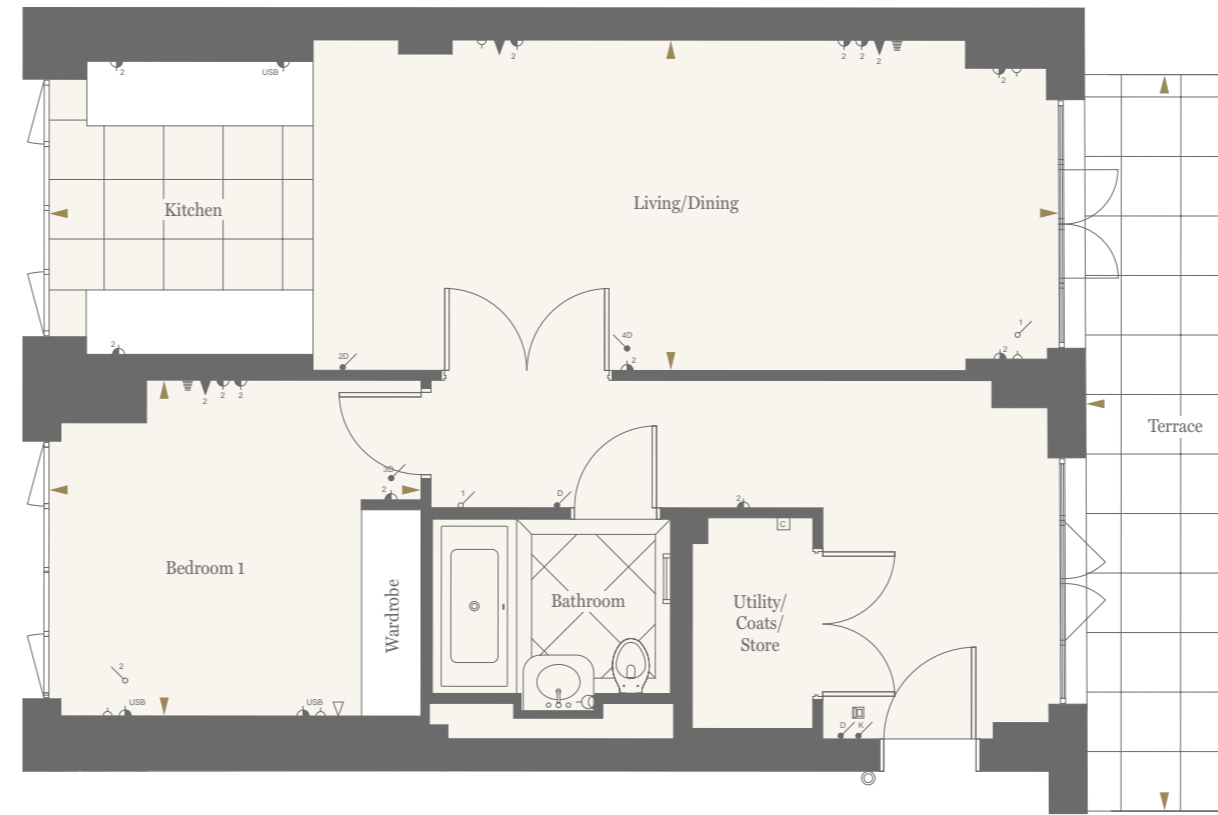
One-Bedroom Apartment Type 50



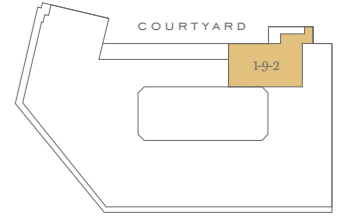
One-Bedroom Apartment Type 4



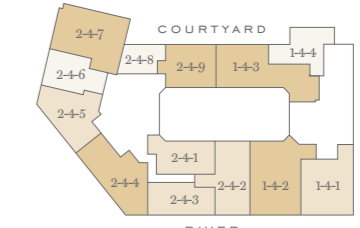
Apartment Locator



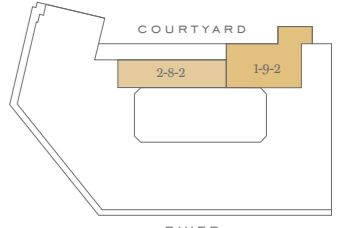
Fifth floor



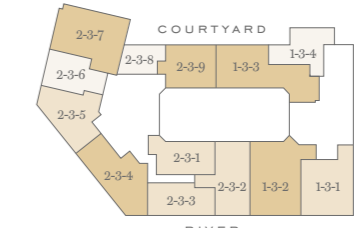
Roof



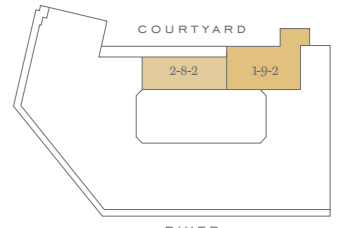
Fourth floor



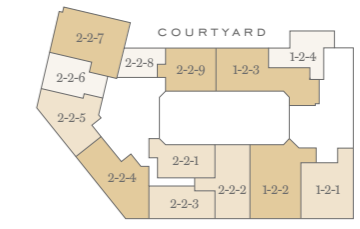
Tenth floor



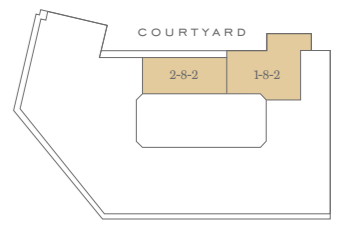
Third floor



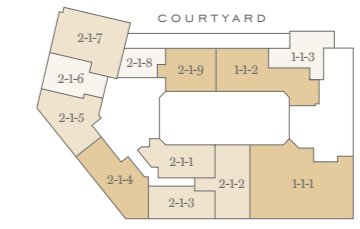
Ninth floor



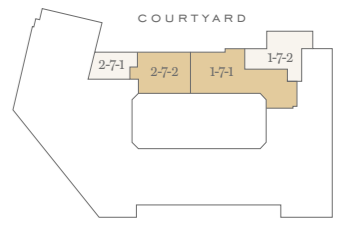
Second floor



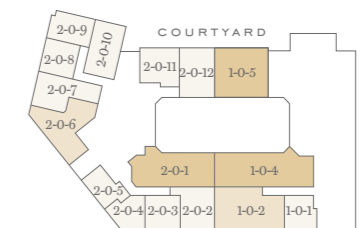
Eighth floor



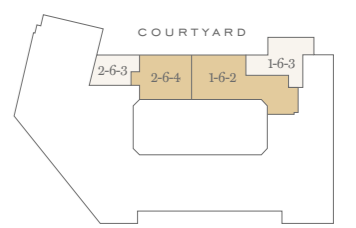
First floor



Seventh floor



Ground floor



Sixth floor

Plot	
Ninth floor	—
Eighth floor	—
Seventh floor	—
Sixth floor	—
Fifth floor	—
Fourth floor	—
Third floor	—
Second floor	—
First floor	—
Ground floor	2-0-11

Kitchen/Living/Dining	22'0" x 13'6"	6718mm x 4109mm
Bedroom 1	12'4" x 11'5"	3750mm x 3489mm
Total area	620 sq ft	58 sq m

- ⬆ Raised sill
- ⚡ Single Light Switch
- ⚡ Double Light Switch
- ⚡ Dimmer Switch
- ⚡ Kill Switch
- ⚡ 2x Dimmer Switch Living Room
- ⚡ 3x Dimmer Switch
- ⚡ 4x Dimmer Switch
- ⚡ Kill Switch
- 📺 Television Group Living Room
- 📞 Single Telephone Outlet
- 📞 Data Point
- 🔌 Double Switched Socket Outlet
- 🔌 with USB
- 🔌 Switched 5A Lighting Socket
- 📺 Control Panel
- 🪄 Shaving Socket
- 🔔 Door Bell Push
- 📺 Video Entry Phone Panel

- 1-2-3 Apartment number
- Level number
- Lift core number

Plot	
Ninth floor	—
Eighth floor	—
Seventh floor	—
Sixth floor	—
Fifth floor	—
Fourth floor	—
Third floor	—
Second floor	—
First floor	—
Ground floor	2-0-12

Kitchen/Living/Dining	33'5" x 10'11"	10179mm x 3331mm
Bedroom 1	12'4" x 11'1"	3750mm x 3386mm
Terrace	5'1" x 24'4"	1558mm x 7425mm
Total area	767 sq ft	71 sq m

▶ Depicts measurement points

Floorplans shown for Millbank Residences are for approximate measurements only. Exact layout and sizes may vary. All measurements may vary within a tolerance of 5%. To increase legibility these plans have been sized to fit the page, therefore each plan may be at a different scale to others within this brochure.

One-Bedroom Apartment Type 24



Plot	
Ninth floor	—
Eighth floor	—
Seventh floor	—
Sixth floor	—
Fifth floor	—
Fourth floor	—
Third floor	—
Second floor	—
First floor	1-1-3
Ground floor	—

Kitchen/Living/Dining	30'3" x 14'9"	9211mm x 4486mm
Bedroom 1	21'7" x 10'2"	6579mm x 3108mm
Terrace	15'9" x 6'8"	4807mm x 2033mm
Total area	921 sq ft	86 sq m

- ⬆ Raised sill
- ⚡ Single Light Switch
- ⚡ Double Light Switch
- ⚡ Dimmer Switch
- ⚡ Kill Switch
- ⚡ 2x Dimmer Switch Living Room
- ⚡ 3x Dimmer Switch
- ⚡ 4x Dimmer Switch
- ⚡ Television Group Living Room
- ⚡ Single Telephone Outlet
- ⚡ Data Point
- ⚡ Double Switched Socket Outlet with USB
- ⚡ Switched 5A Lighting Socket
- ⚡ Control Panel
- ⚡ Shaving Socket
- ⚡ Door Bell Push
- ⚡ Video Entry Phone Panel

- 1-2-3 Apartment number
- Level number
- Lift core number

One-Bedroom Apartment Type 22



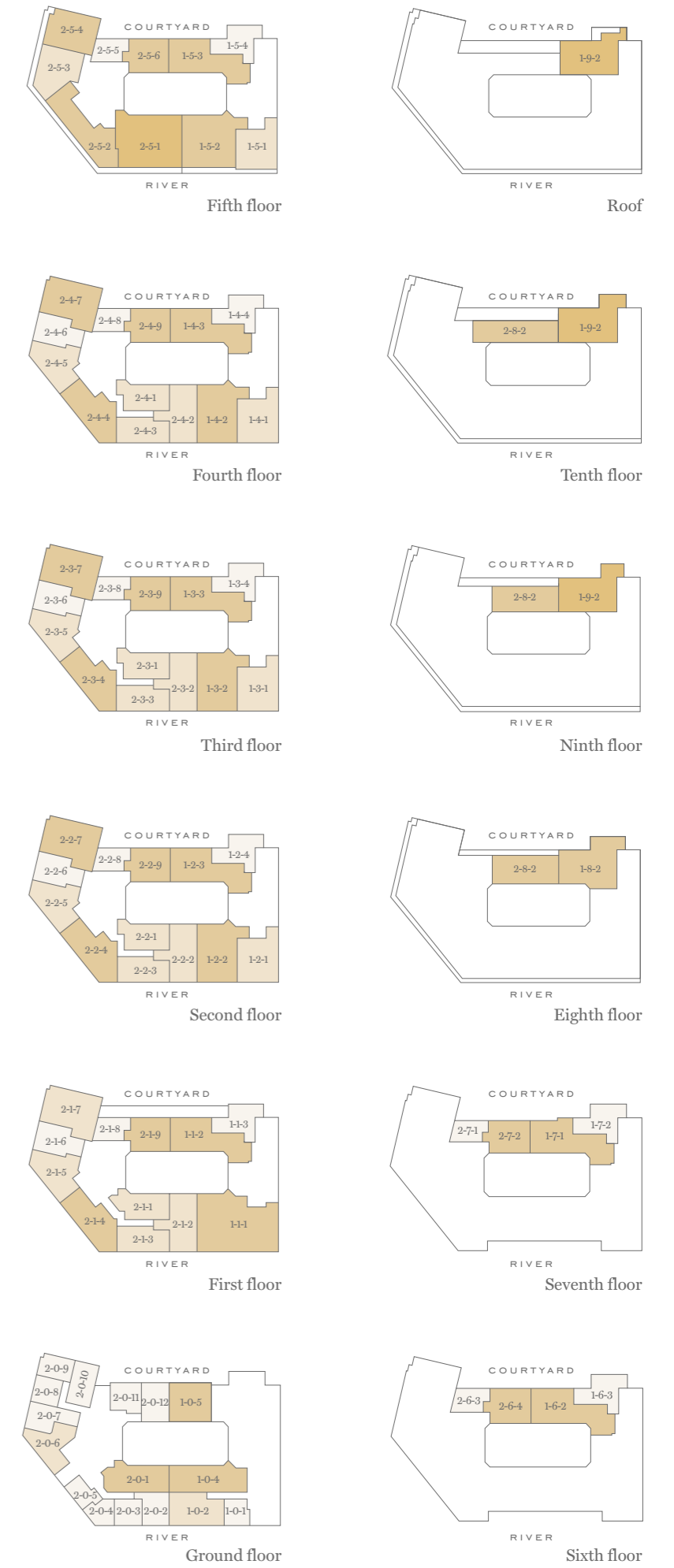
Plot	
Ninth floor	—
Eighth floor	—
Seventh floor	—
Sixth floor	—
Fifth floor	—
Fourth floor	—
Third floor	—
Second floor	—
First floor	2-1-6
Ground floor	—

Kitchen/Living/Dining	11'1" x 27'4"	3390mm x 8343mm
Bedroom 1	11'5" x 28'6"	3487mm x 8676mm
Total area	855 sq ft	79 sq m

⚡ Depicts measurement points

Floorplans shown for Millbank Residences are for approximate measurements only. Exact layout and sizes may vary. All measurements may vary within a tolerance of 5%. To increase legibility these plans have been sized to fit the page, therefore each plan may be at a different scale to others within this brochure.

Apartment Locator



One-Bedroom Apartment Type 27

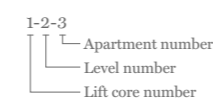


Plot

Ninth floor	—
Eighth floor	—
Seventh floor	—
Sixth floor	—
Fifth floor	—
Fourth floor	—
Third floor	—
Second floor	—
First floor	2-1-8
Ground floor	—

Living/Dining	13'7" x 18'1"	4144mm x 5503mm
Kitchen	5'11" x 9'11"	1811mm x 3016mm
Bedroom 1	14'0" x 11'7"	4268mm x 3520mm
Terrace	6'8" x 22'6"	2033mm x 6849mm
Total area	568 sq ft	53 sq m

- ◻ Raised sill
- ✓ Single Light Switch
- ✓ Double Light Switch
- ✓ Dimmer Switch
- ◻ 2x Dimmer Switch Living Room
- ◻ 3x Dimmer Switch
- ◻ 4x Dimmer Switch
- ✓ Kill Switch
- ▲ Television Group Living Room
- ▽ Single Telephone Outlet
- ▼ Data Point
- ◻ Double Switched Socket Outlet with USB
- ◻ Switched 5A Lighting Socket
- ◻ Control Panel
- ◻ Shaving Socket
- Door Bell Push
- ◻ Video Entry Phone Panel



One-Bedroom Apartment Type 24a



Plot

Ninth floor	—
Eighth floor	—
Seventh floor	—
Sixth floor	—
Fifth floor	—
Fourth floor	1-4-4
Third floor	1-3-4
Second floor	1-2-4
First floor	—
Ground floor	—

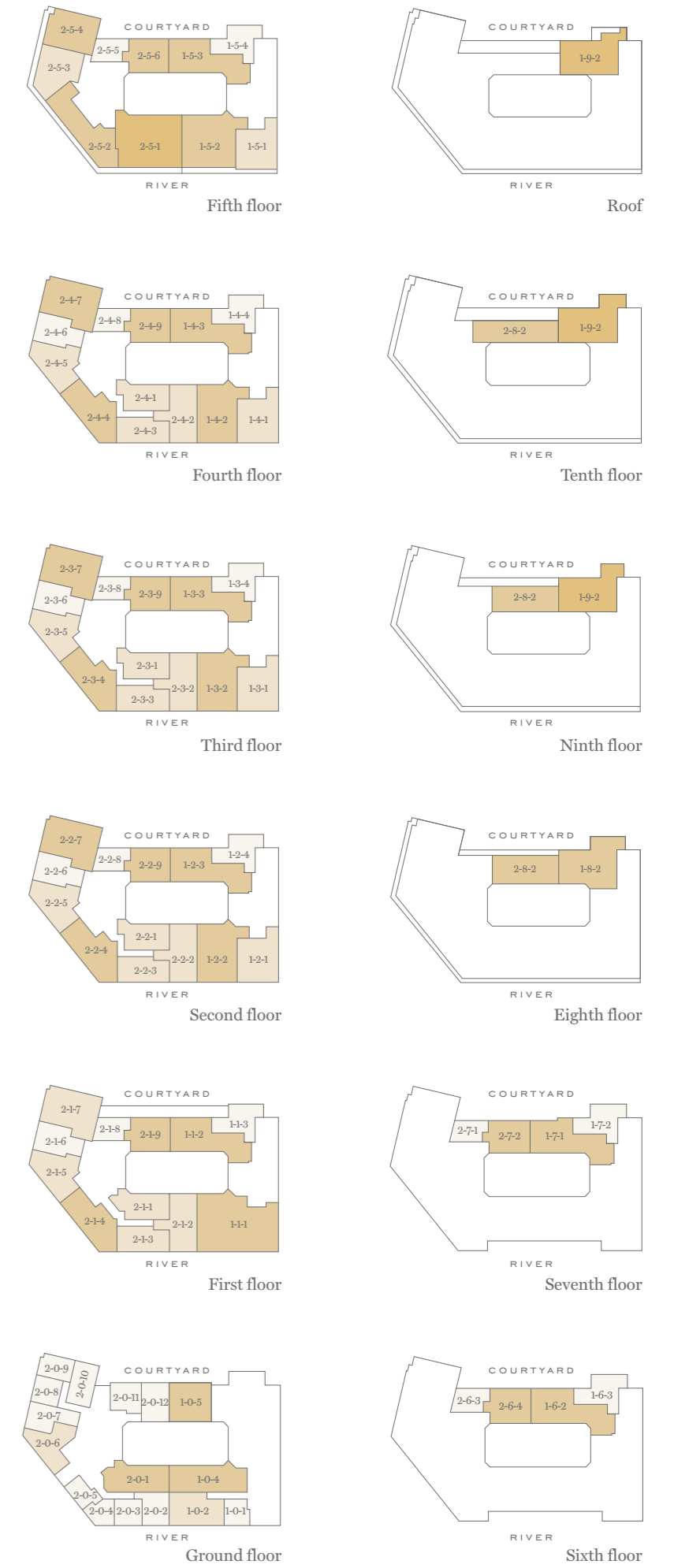
Kitchen/Living/Dining	14'9" x 30'3"	4486mm x 9211mm
Bedroom 1	10'2" x 20'6"	3108mm x 6247mm
Total area	901 sq ft	84 sq m

◀ ▶ Depicts measurement points

Floorplans shown for Millbank Residences are for approximate measurements only. Exact layout and sizes may vary. All measurements may vary within a tolerance of 5%. To increase legibility these plans have been sized to fit the page, therefore each plan may be at a different scale to others within this brochure.

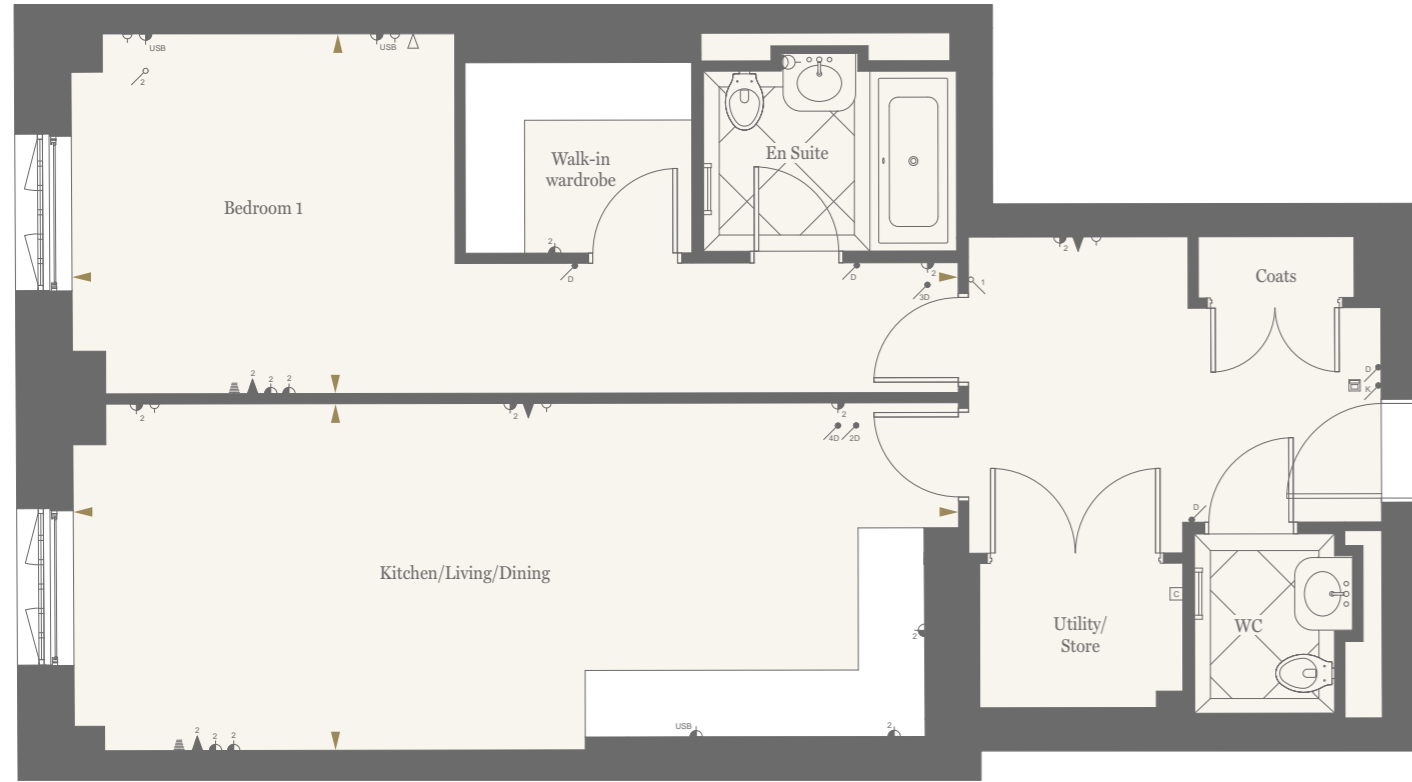


Apartment Locator



One-Bedroom Apartment

Type 22a



Plot	
Ninth floor	—
Eighth floor	—
Seventh floor	—
Sixth floor	—
Fifth floor	—
Fourth floor	—
Third floor	—
Second floor	2-2-6
First floor	—
Ground floor	—

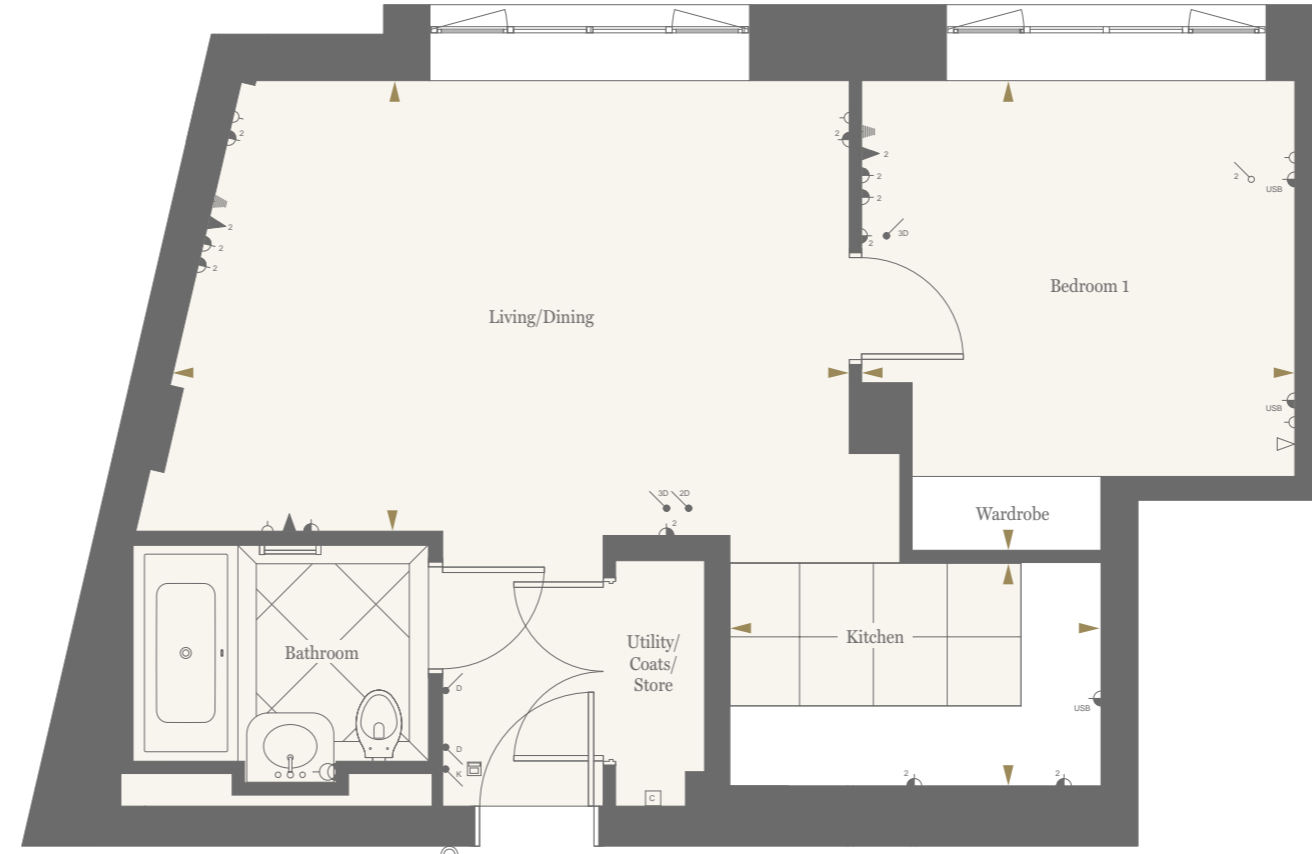
Kitchen/Living/Dining	11'1" x 27'4"	3390mm x 8326mm
Bedroom 1	11'7" x 28'5"	3520mm x 8669mm
Total area	857 sq ft	80 sq m

- ◐ Raised sill
- ✓ Single Light Switch
- ✓ Double Light Switch
- ✓ Dimmer Switch
- ◐ 2x Dimmer Switch
- ◐ 3x Dimmer Switch
- ◐ 4x Dimmer Switch
- ✓ Kill Switch
- ▲ Television Group Living Room
- ▽ Single Telephone Outlet
- ▼ Data Point
- ◐ Double Switched Socket Outlet
- ◐ Double Socket with USB
- ◐ Switched 5A Lighting Socket
- ◐ Control Panel
- ◐ Shaving Socket
- ◐ Door Bell Push
- ◐ Video Entry Phone Panel

- 1-2-3 Apartment number
- Level number
- Lift core number

One-Bedroom Apartment

Type 27a



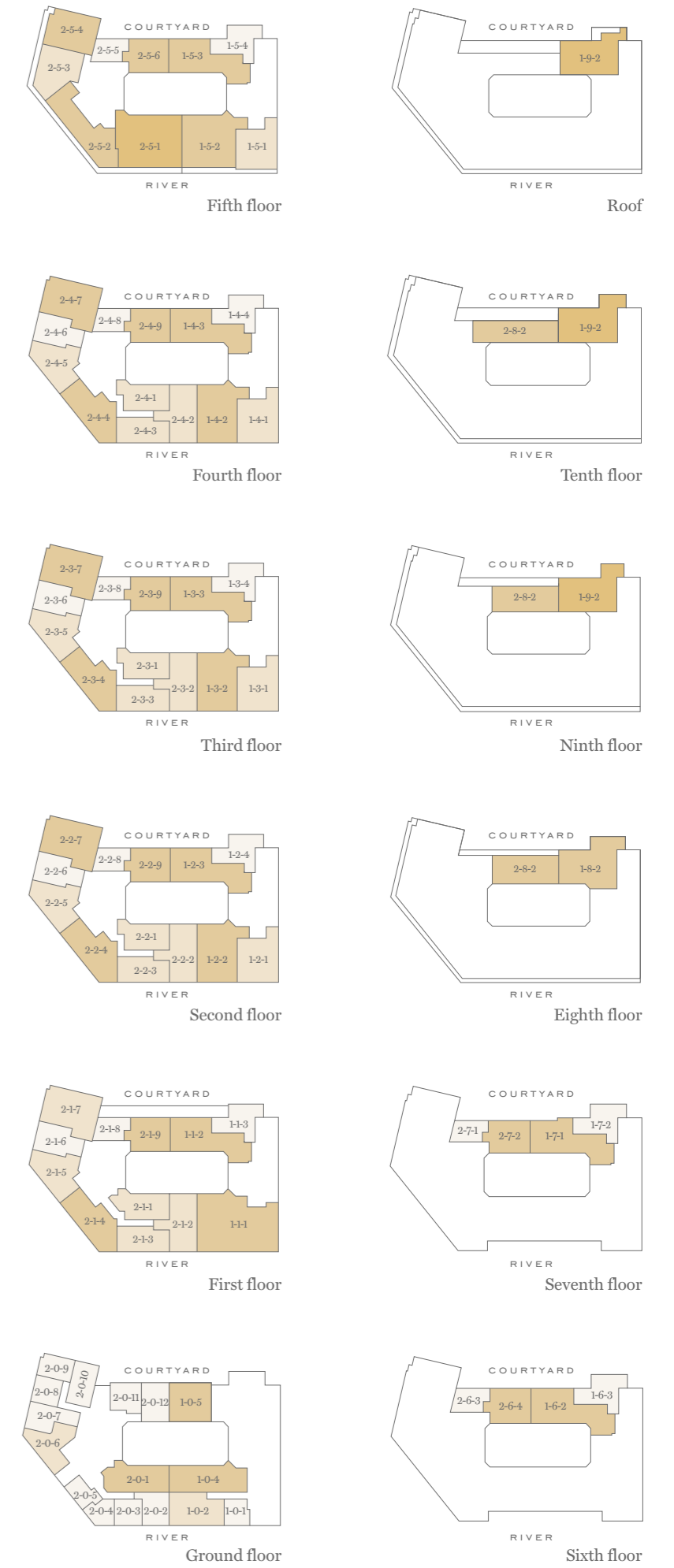
Plot	
Ninth floor	—
Eighth floor	—
Seventh floor	—
Sixth floor	—
Fifth floor	—
Fourth floor	2-4-8
Third floor	2-3-8
Second floor	2-2-8
First floor	—
Ground floor	—

Kitchen	5'11" x 9'11"	1811mm x 3016mm
Living/Dining	12'0" x 18'1"	3662mm x 5500mm
Bedroom 1	12'6" x 11'7"	3821mm x 3520mm
Total area	543 sq ft	50 sq m

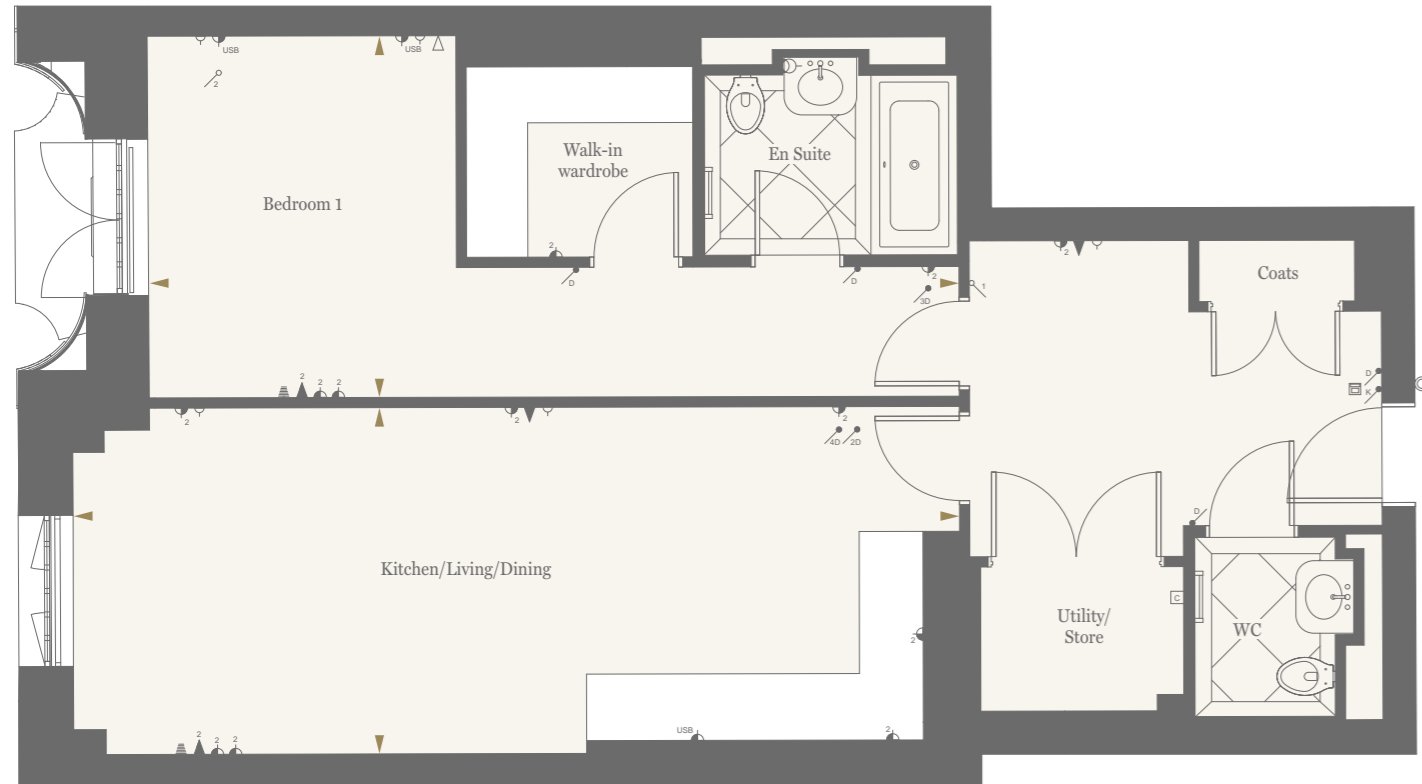
◐ ◑ Depicts measurement points

Floorplans shown for Millbank Residences are for approximate measurements only. Exact layout and sizes may vary. All measurements may vary within a tolerance of 5%. To increase legibility these plans have been sized to fit the page, therefore each plan may be at a different scale to others within this brochure.

Apartment Locator



One-Bedroom Apartment Type 22b



Plot	
Ninth floor	—
Eighth floor	—
Seventh floor	—
Sixth floor	—
Fifth floor	—
Fourth floor	—
Third floor	2-3-6
Second floor	—
First floor	—
Ground floor	—

Kitchen/Living/Dining	11'1" x 27'3"	3390mm x 8301mm
Bedroom 1	11'7" x 26'0"	3520mm x 7926mm
Total area	830 sq ft	77 sq m

- ◉ Raised sill
- ✓ Single Light Switch
- ✓ Double Light Switch
- ✓ Dimmer Switch
- ⚡ 2x Dimmer Switch
- ⚡ 3x Dimmer Switch
- ⚡ 4x Dimmer Switch
- ✂ Kill Switch
- ▲ Television Group Living Room
- ▽ Single Telephone Outlet
- ▼ Data Point
- ⚡ Double Switched Socket Outlet
- ⚡ Double Socket with USB
- ⚡ Switched 5A Lighting Socket
- ☑ Control Panel
- ✂ Shaving Socket
- 🔔 Door Bell Push
- 📺 Video Entry Phone Panel

- 1-2-3 Apartment number
- Level number
- Lift core number

One-Bedroom Apartment Type 22c



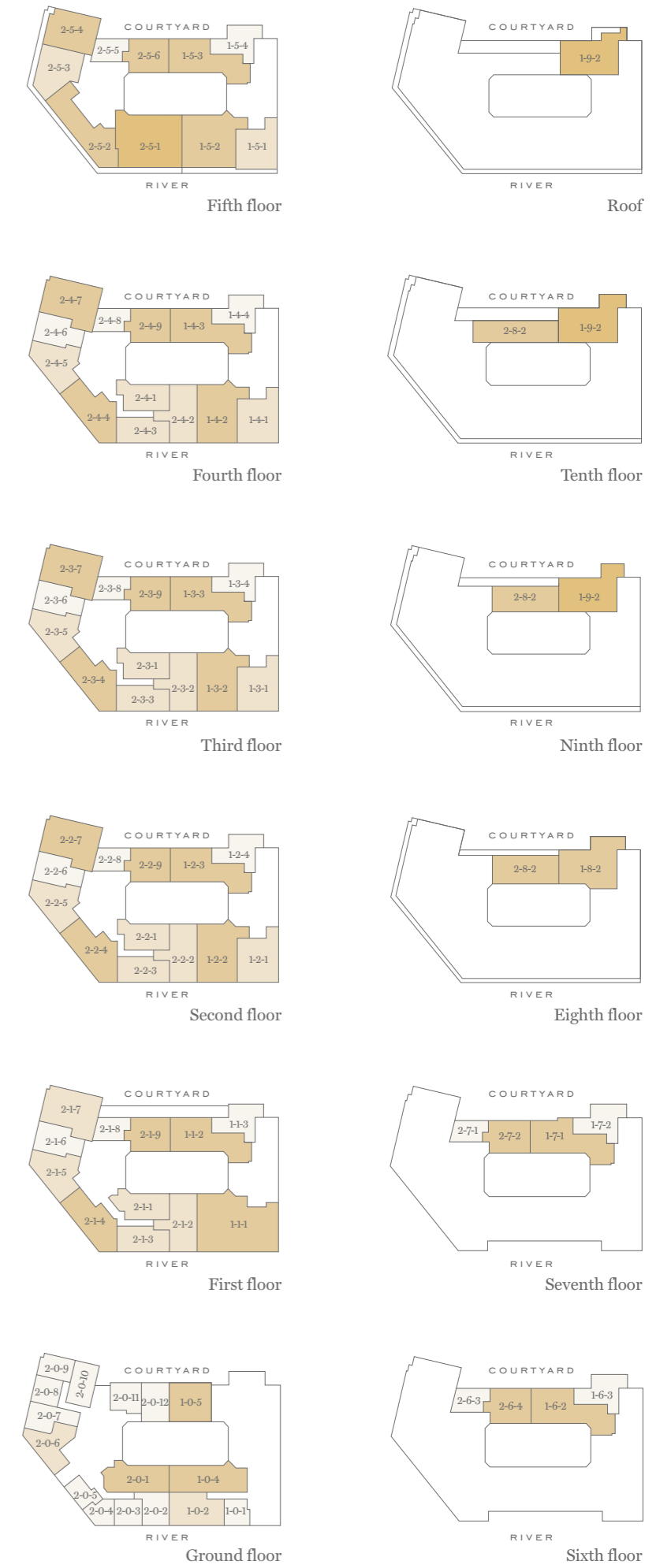
Plot	
Ninth floor	—
Eighth floor	—
Seventh floor	—
Sixth floor	—
Fifth floor	—
Fourth floor	2-4-6
Third floor	—
Second floor	—
First floor	—
Ground floor	—

Kitchen/Living/Dining	11'1" x 27'3"	3390mm x 8295mm
Bedroom 1	11'7" x 25'10"	3520mm x 7874mm
Total area	828 sq ft	77 sq m

◄ ► Depicts measurement points

Floorplans shown for Millbank Residences are for approximate measurements only. Exact layout and sizes may vary. All measurements may vary within a tolerance of 5%. To increase legibility these plans have been sized to fit the page, therefore each plan may be at a different scale to others within this brochure.

Apartment Locator



One-Bedroom Apartment

Type 24b

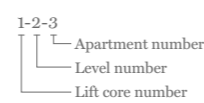


Plot

Ninth floor	—
Eighth floor	—
Seventh floor	—
Sixth floor	—
Fifth floor	1-5-4
Fourth floor	—
Third floor	—
Second floor	—
First floor	—
Ground floor	—

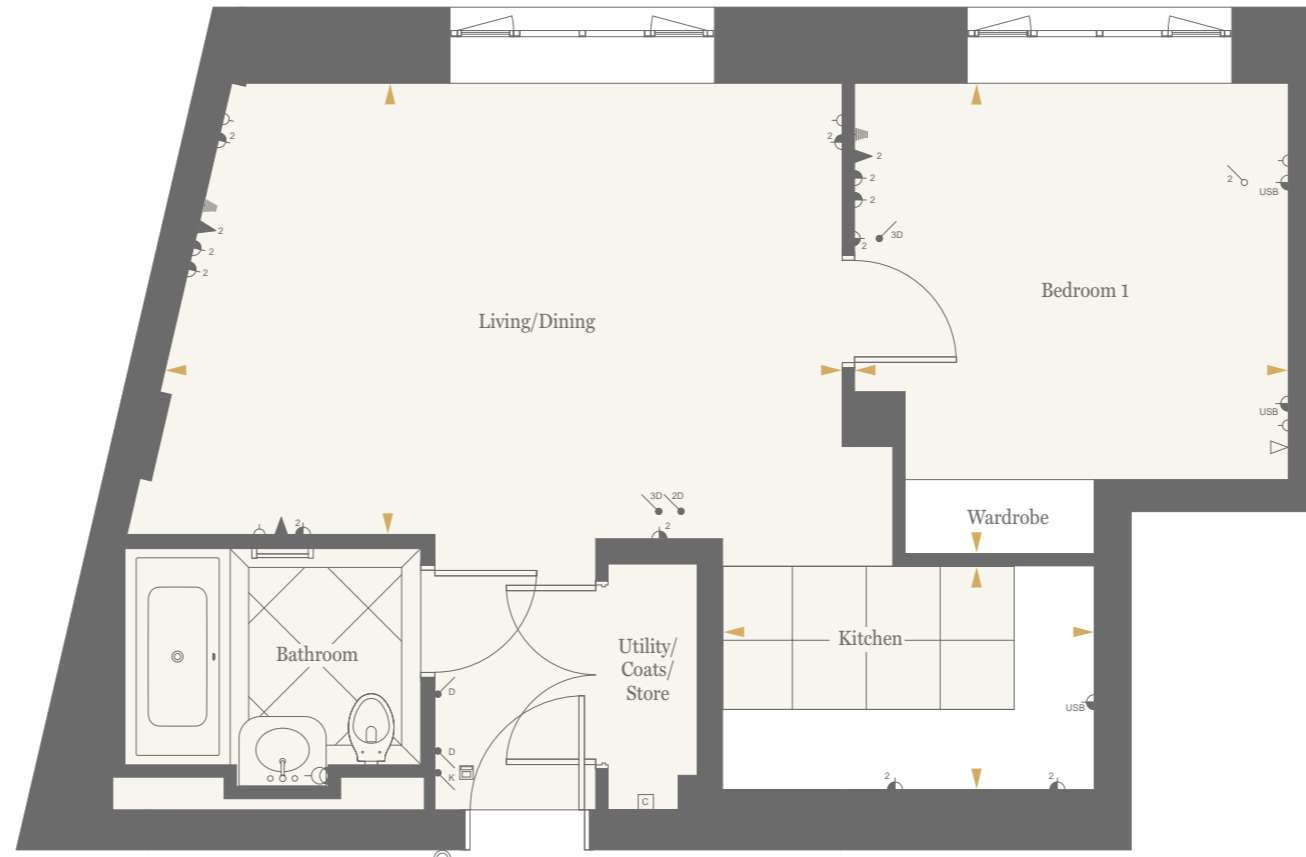
Kitchen/Living/Dining	14'9" x 30'3"	4486mm x 9211mm
Bedroom 1	10'2" x 20'5"	3108mm x 6235mm
Total area	904 sq ft	84 sq m

- ◉ Raised sill
- ✓ Single Light Switch
- ✓ Double Light Switch
- ✓ Dimmer Switch
- ✓ Kill Switch
- ⚡ 2x Dimmer Switch
- ⚡ 3x Dimmer Switch
- ⚡ 4x Dimmer Switch
- ⚡ Dimmer Switch
- ▲ Television Group Living Room
- ▽ Single Telephone Outlet
- ▼ Data Point
- ⚡ Double Switched Socket Outlet
- ⚡ Double Socket with USB
- ⚡ Switched 5A Lighting Socket
- ☑ Control Panel
- ⚡ Shaving Socket
- 🔔 Door Bell Push
- 📺 Video Entry Phone Panel



One-Bedroom Apartment

Type 27b



Plot

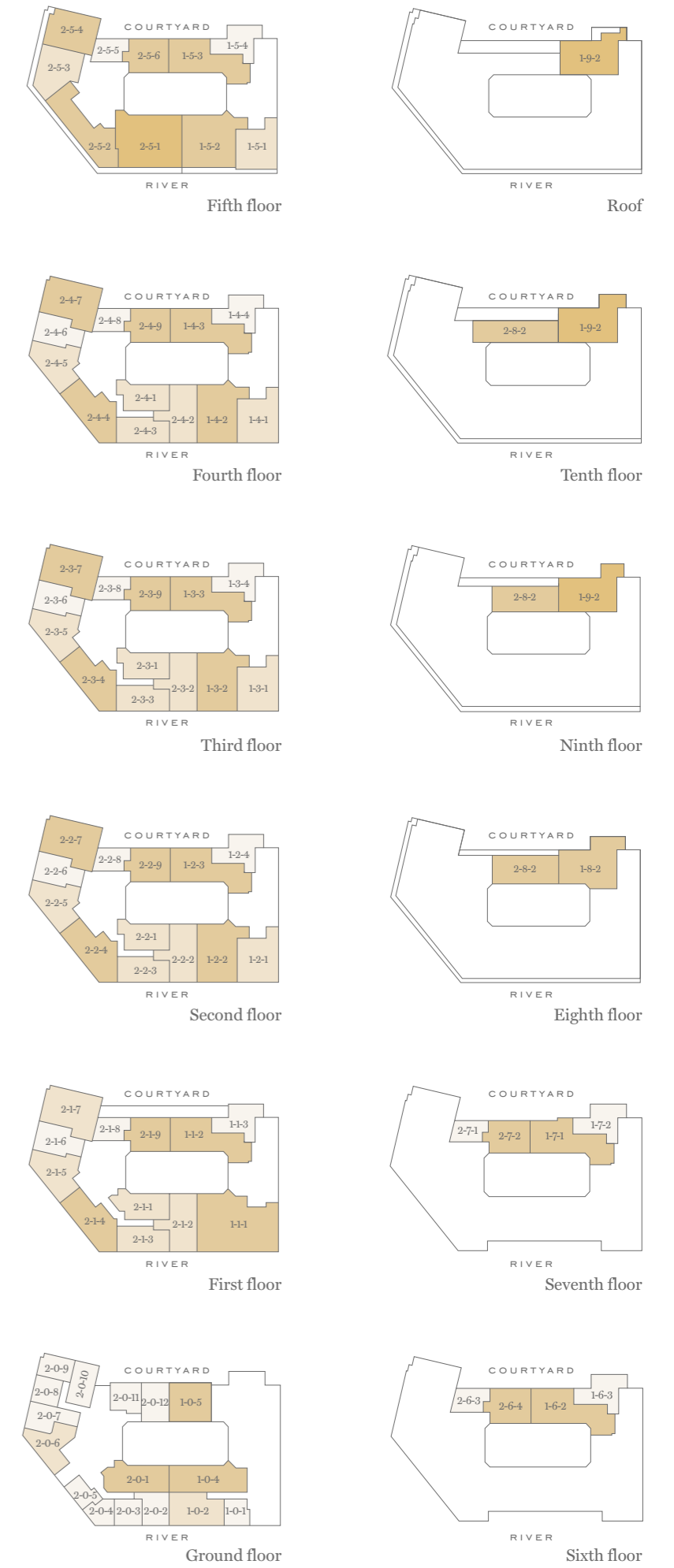
Ninth floor	—
Eighth floor	—
Seventh floor	—
Sixth floor	—
Fifth floor	2-5-5
Fourth floor	—
Third floor	—
Second floor	—
First floor	—
Ground floor	—

Kitchen	5'11" x 9'11"	1812mm x 3016mm
Living/Dining	12'0" x 18'0"	3662mm x 5476mm
Bedroom 1	12'6" x 11'7"	3821mm x 3520mm
Total area	544 sq ft	50 sq m

◄ ► Depicts measurement points

Floorplans shown for Millbank Residences are for approximate measurements only. Exact layout and sizes may vary. All measurements may vary within a tolerance of 5%. To increase legibility these plans have been sized to fit the page, therefore each plan may be at a different scale to others within this brochure.

Apartment Locator



One-Bedroom Apartment Type 24c



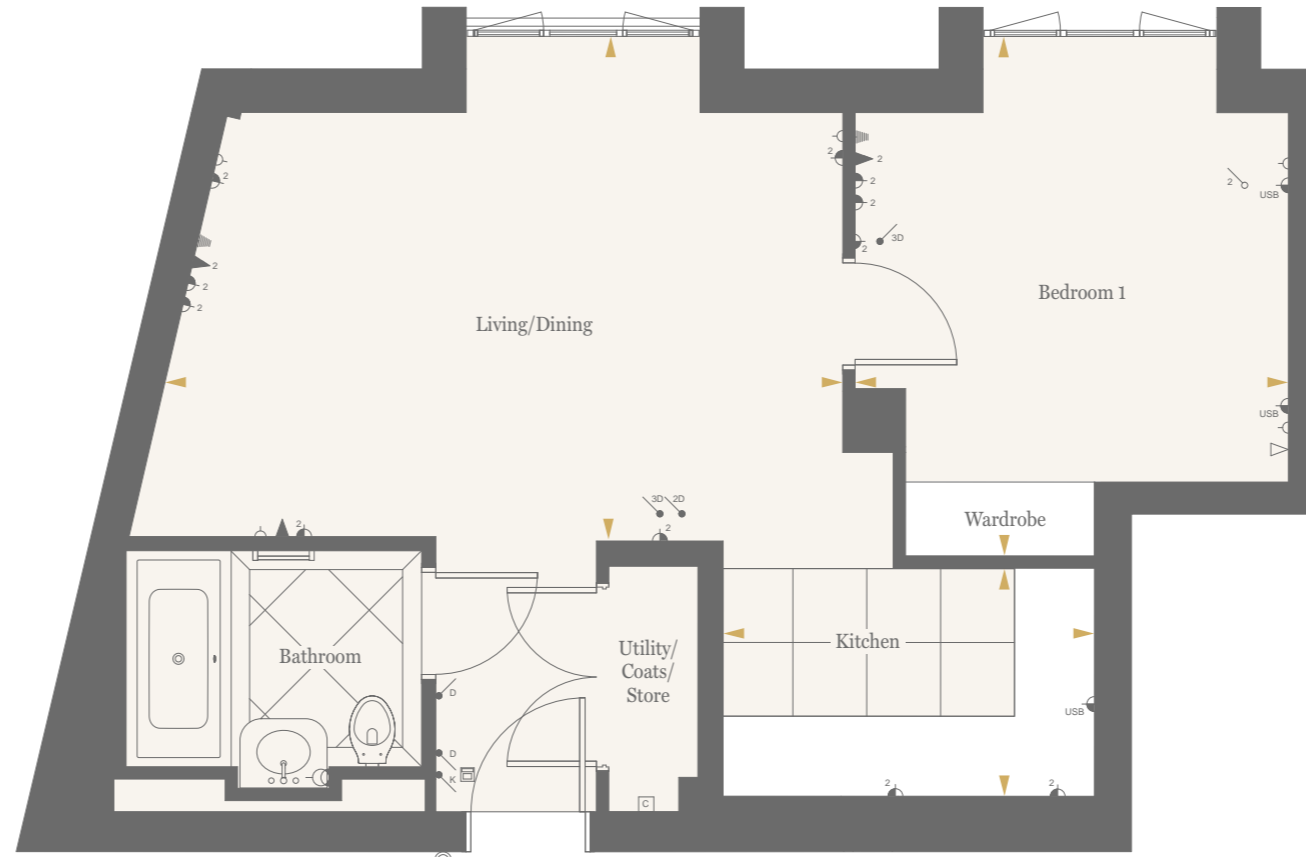
Plot	
Ninth floor	—
Eighth floor	—
Seventh floor	—
Sixth floor	1-6-3
Fifth floor	—
Fourth floor	—
Third floor	—
Second floor	—
First floor	—
Ground floor	—

Kitchen/Living/Dining	14'9" x 30'3"	4486mm x 9211mm
Bedroom 1	10'2" x 20'2"	3108mm x 6135mm
Total area	901 sq ft	84 sq m

- Raised sill
- Single Light Switch
- Double Light Switch
- Dimmer Switch
- 2x Dimmer Switch
- 3x Dimmer Switch
- 4x Dimmer Switch
- Kill Switch
- Television Group Living Room
- Single Telephone Outlet
- Data Point
- Double Switched Socket Outlet
- with USB
- Switched 5A Lighting Socket
- Control Panel
- Shaving Socket
- Door Bell Push
- Video Entry Phone Panel

- 1-2-3 Apartment number
- Level number
- Lift core number

One-Bedroom Apartment Type 27c



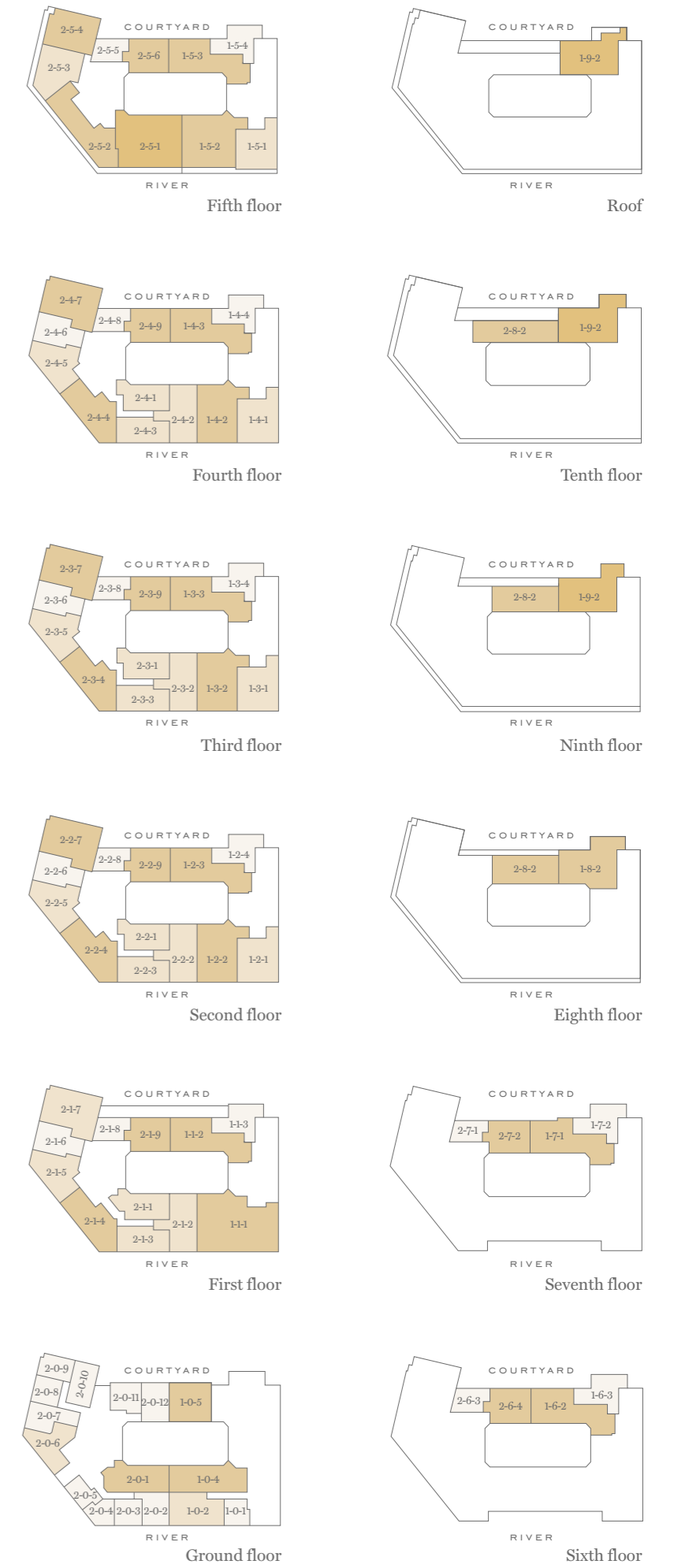
Plot	
Ninth floor	—
Eighth floor	—
Seventh floor	—
Sixth floor	2-6-3
Fifth floor	—
Fourth floor	—
Third floor	—
Second floor	—
First floor	—
Ground floor	—

Kitchen	6'1" x 9'11"	1850mm x 3016mm
Living/Dining	13'5" x 18'0"	4099mm x 5495mm
Bedroom 1	13'10" x 11'7"	4224mm x 3520mm
Total area	548 sq ft	51 sq m

▲ Depicts measurement points

Floorplans shown for Millbank Residences are for approximate measurements only. Exact layout and sizes may vary. All measurements may vary within a tolerance of 5%. To increase legibility these plans have been sized to fit the page, therefore each plan may be at a different scale to others within this brochure.

Apartment Locator



One-Bedroom Apartment Type 24d



Plot	
Ninth floor	—
Eighth floor	—
Seventh floor	1-7-2
Sixth floor	—
Fifth floor	—
Fourth floor	—
Third floor	—
Second floor	—
First floor	—
Ground floor	—

Kitchen/Living/Dining	14'9" x 30'3"	4488mm x 9211mm
Bedroom 1	10'2" x 16'10"	3110mm x 5139mm
Total area	855 sq ft	79 sq m

- Raised sill
- Single Light Switch
- Double Light Switch
- Dimmer Switch
- 2x Dimmer Switch
- 3x Dimmer Switch
- 4x Dimmer Switch
- Kill Switch
- Television Group Living Room
- Single Telephone Outlet
- Data Point
- Double Switched Socket Outlet
- Double Socket with USB
- Switched 5A Lighting Socket
- Control Panel
- Shaving Socket
- Door Bell Push
- Video Entry Phone Panel

- 1-2-3 Apartment number
- Level number
- Lift core number

Two-Bedroom Apartment Type 3*



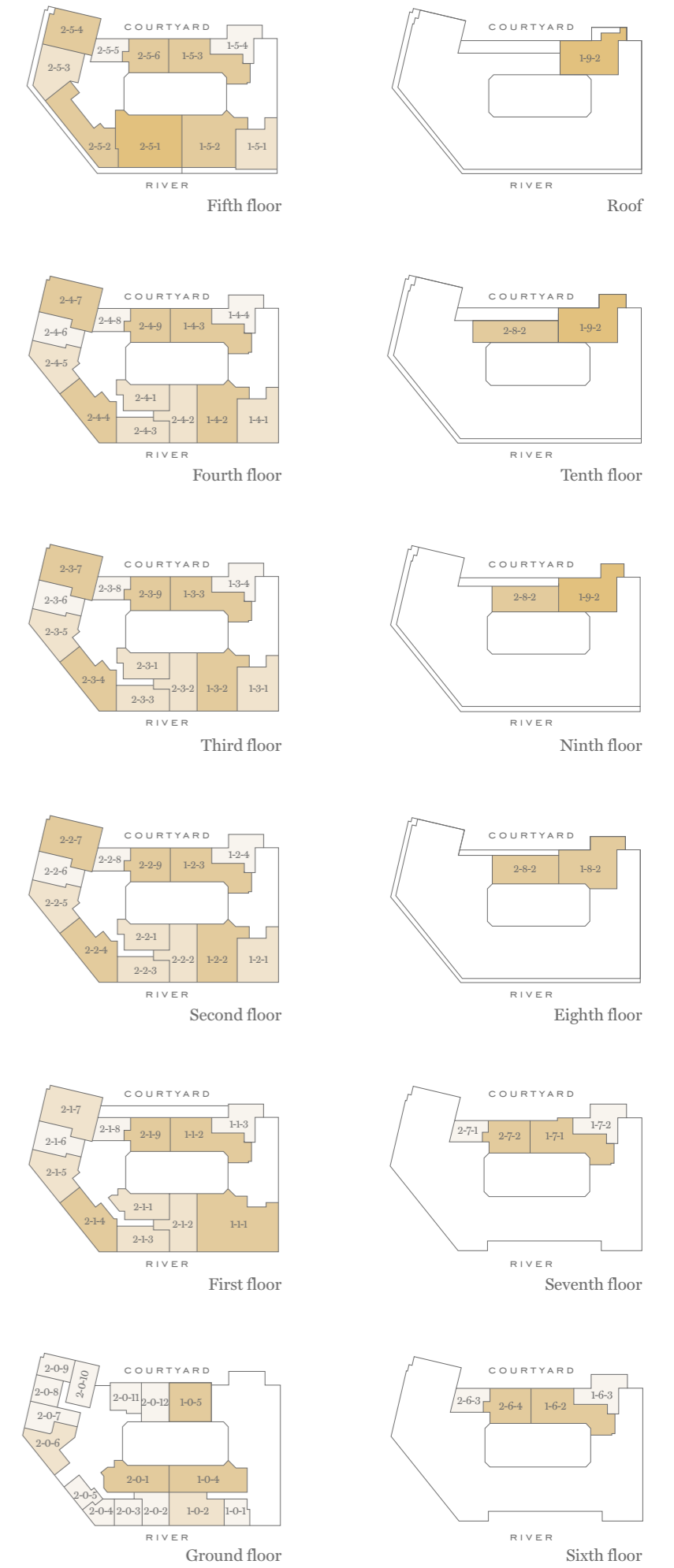
Plot	
Ninth floor	—
Eighth floor	—
Seventh floor	—
Sixth floor	—
Fifth floor	—
Fourth floor	—
Third floor	—
Second floor	—
First floor	—
Ground floor	1-0-2

Kitchen/Living/Dining	19'11" x 21'1"	6035mm x 6410mm
Bedroom 1	19'9" x 11'4"	6040mm x 3390mm
Bedroom 2	10'1" x 13'4"	3086mm x 4100mm
Total area	1162 sq ft	108 sq m

▲ ▶ Depicts measurement points

Floorplans shown for Millbank Residences are for approximate measurements only. Exact layout and sizes may vary. All measurements may vary within a tolerance of 5%. To increase legibility these plans have been sized to fit the page, therefore each plan may be at a different scale to others within this brochure. *Subject to planning.

Apartment Locator



Two-Bedroom Apartment Type 10



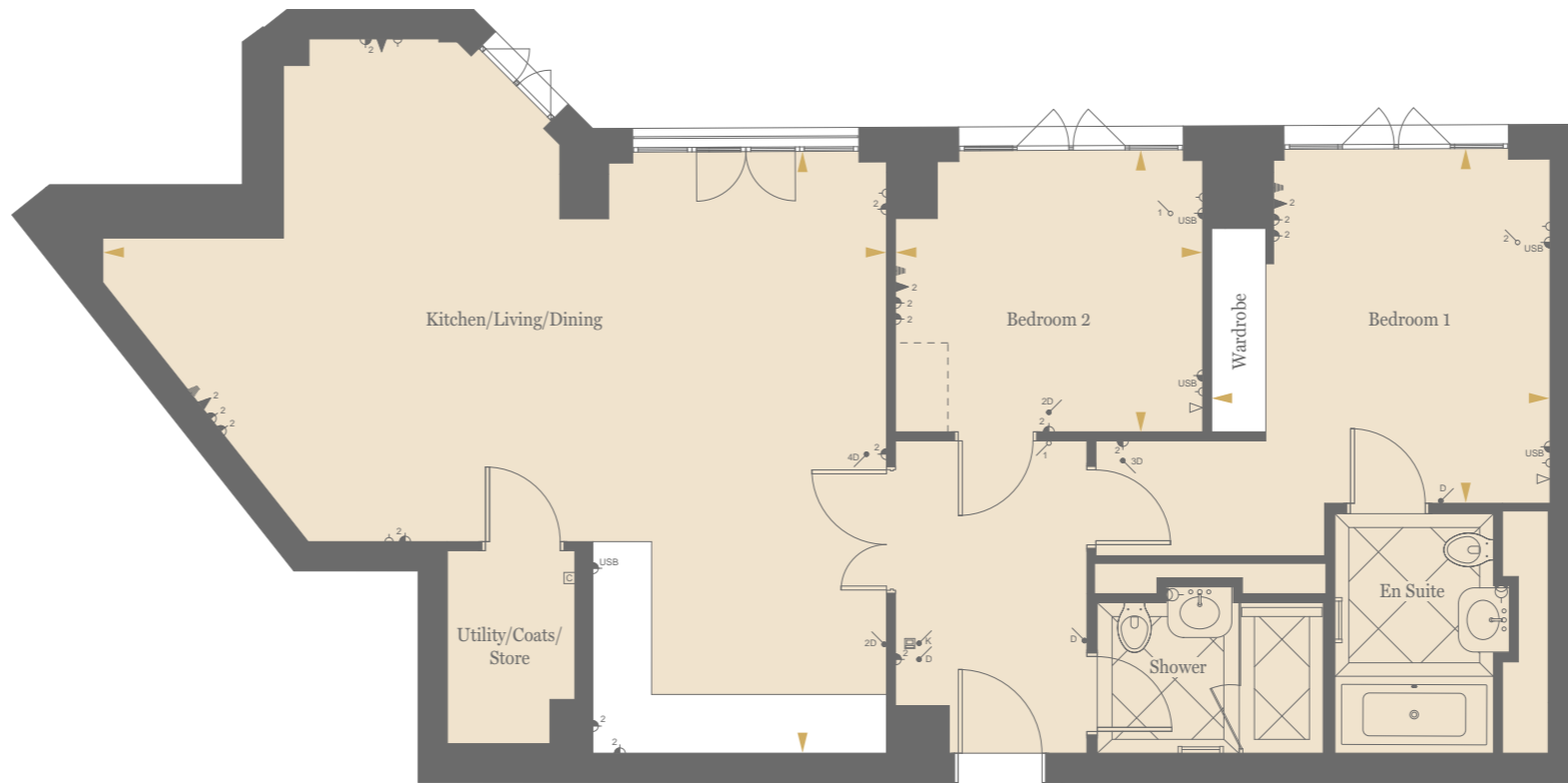
Plot	
Ninth floor	—
Eighth floor	—
Seventh floor	—
Sixth floor	—
Fifth floor	—
Fourth floor	—
Third floor	—
Second floor	—
First floor	—
Ground floor	2-0-6

Kitchen/Living/Dining	12'6" x 17'1"	3821mm x 5205mm
Bedroom 1	14'7" x 9'1"	4443mm x 2757mm
Bedroom 2	11'2" x 10'9"	3400mm x 3269mm
Total area	845 sq ft	78 sq m

- ◉ Raised sill
- ✓ Single Light Switch
- ✓ Double Light Switch
- ✓ Dimmer Switch
- ⚡ 2x Dimmer Switch
- ⚡ 3x Dimmer Switch
- ⚡ 4x Dimmer Switch
- ⚡ Kill Switch
- ▲ Television Group Living Room
- ▽ Single Telephone Outlet
- ▼ Data Point
- ⚡ Double Switched Socket Outlet with USB
- ⚡ Switched 5A Lighting Socket
- ☑ Control Panel
- ⚡ Shaving Socket
- ⊙ Door Bell Push
- 📺 Video Entry Phone Panel

- 1-2-3 Apartment number
- Level number
- Lift core number

Two-Bedroom Apartment Type 19



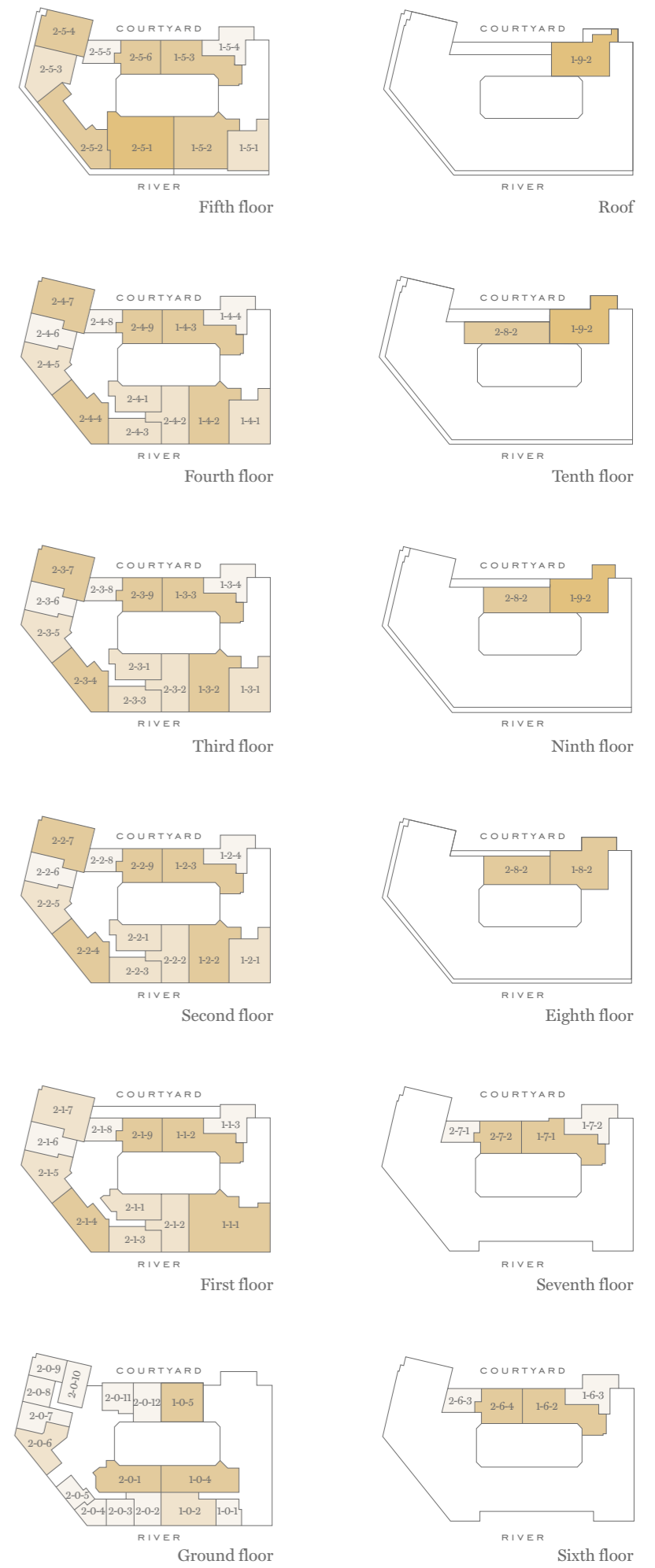
Plot	
Ninth floor	—
Eighth floor	—
Seventh floor	—
Sixth floor	—
Fifth floor	—
Fourth floor	—
Third floor	—
Second floor	—
First floor	2-1-1
Ground floor	—

Kitchen/Living/Dining	21'10" x 28'6"	6650mm x 8675mm
Bedroom 1	12'11" x 12'3"	3925mm x 3745mm
Bedroom 2	10'3" x 11'2"	3121mm x 3399mm
Total area	1041 sq ft	97 sq m

- ◄ ► Depicts measurement points

Floorplans shown for Millbank Residences are for approximate measurements only. Exact layout and sizes may vary. All measurements may vary within a tolerance of 5%. To increase legibility these plans have been sized to fit the page, therefore each plan may be at a different scale to others within this brochure.

Apartment Locator



Two-Bedroom Apartment Type 17

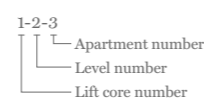


Plot

Ninth floor	—
Eighth floor	—
Seventh floor	—
Sixth floor	—
Fifth floor	—
Fourth floor	—
Third floor	—
Second floor	—
First floor	2-1-2
Ground floor	—

Kitchen/Living/Dining	22'1" x 23'2"	6739mm x 7061mm
Bedroom 1	18'10" x 11'0"	5747mm x 3360mm
Bedroom 2	13'4" x 11'7"	4066mm x 3525mm
Total area	1285 sq ft	119 sq m

- Raised sill
- ✓ Single Light Switch
- ✓ Double Light Switch
- ✓ Dimmer Switch
- ⚡ 2x Dimmer Switch
- ⚡ 3x Dimmer Switch
- ⚡ 4x Dimmer Switch
- ⚡ Kill Switch
- ▲ Television Group Living Room
- ▽ Single Telephone Outlet
- ▼ Data Point
- ⚡ Double Switched Socket Outlet
- ⚡ Double Socket with USB
- ⚡ Switched 5A Lighting Socket
- ☑ Control Panel
- ⚡ Shaving Socket
- ⚡ Door Bell Push
- ☑ Video Entry Phone Panel



Two-Bedroom Apartment Type 18



Plot

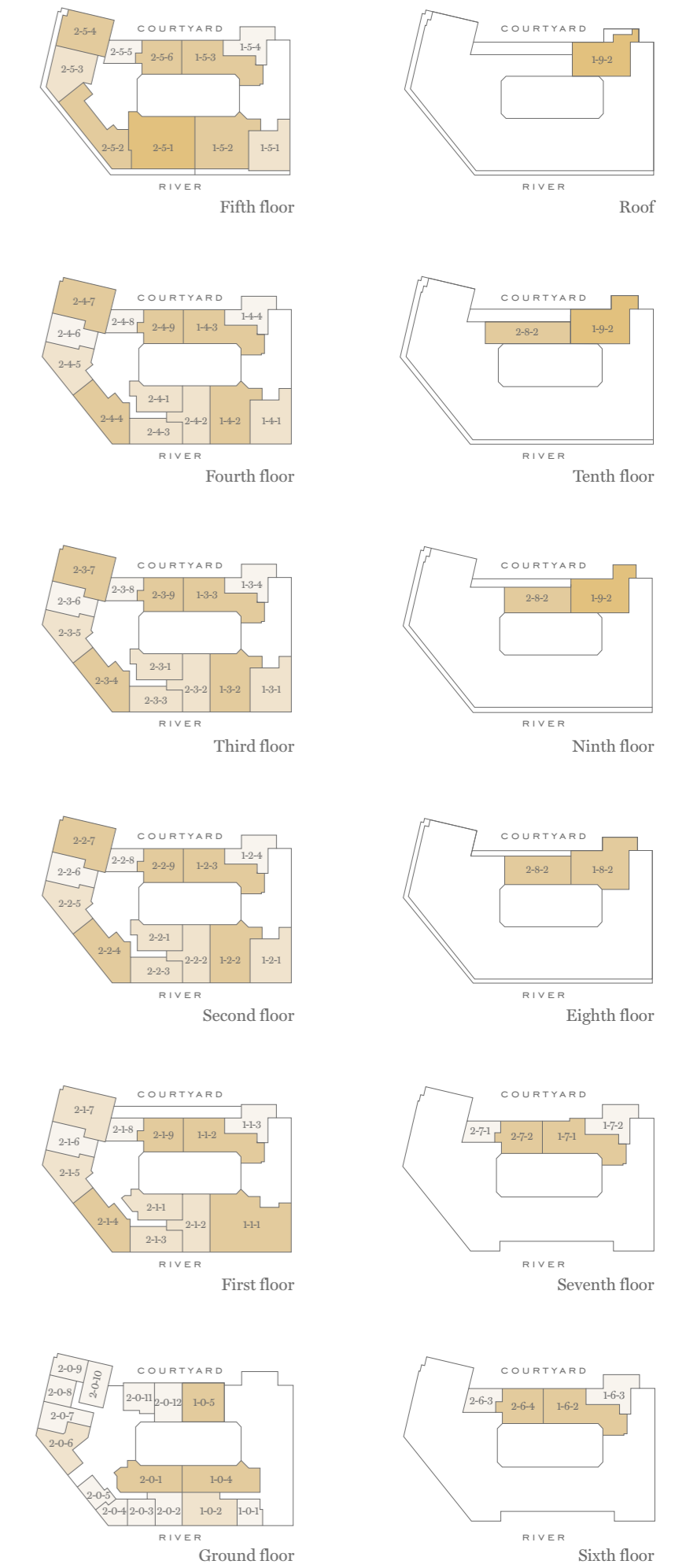
Ninth floor	—
Eighth floor	—
Seventh floor	—
Sixth floor	—
Fifth floor	—
Fourth floor	—
Third floor	—
Second floor	—
First floor	2-1-3
Ground floor	—

Kitchen/Living/Dining	21'6" x 21'0"	6566mm x 6411mm
Bedroom 1	10'7" x 13'6"	3228mm x 4106mm
Bedroom 2	10'8" x 11'8"	3257mm x 3550mm
Total area	947 sq ft	88 sq m

▲ Depicts measurement points

Floorplans shown for Millbank Residences are for approximate measurements only. Exact layout and sizes may vary. All measurements may vary within a tolerance of 5%. To increase legibility these plans have been sized to fit the page, therefore each plan may be at a different scale to others within this brochure.

Apartment Locator



Two-Bedroom Apartment Type 21



Plot	
Ninth floor	—
Eighth floor	—
Seventh floor	—
Sixth floor	—
Fifth floor	—
Fourth floor	—
Third floor	—
Second floor	—
First floor	2-1-5
Ground floor	—

Kitchen/Living/Dining	27'7" x 23'1"	8419mm x 7040mm
Bedroom 1	21'1" x 9'9"	6425mm x 2966mm
Bedroom 2	17'3" x 10'2"	5257mm x 3099mm
Total area	1296 sq ft	120 sq m

- Raised sill
- ✓ Single Light Switch
- ✓ Double Light Switch
- ✓ Dimmer Switch
- ⚡ 2x Dimmer Switch
- ⚡ 3x Dimmer Switch
- ⚡ 4x Dimmer Switch
- ⚡ Kill Switch
- ▲ Television Group Living Room
- ▽ Single Telephone Outlet
- ▼ Data Point
- ⚡ Double Switched Socket Outlet
- ⚡ with USB
- ⚡ Switched 5A Lighting Socket
- ⊠ Control Panel
- ⊠ Shaving Socket
- ⊠ Door Bell Push
- ⊠ Video Entry Phone Panel

- 1-2-3 Apartment number
- Level number
- Lift core number

Two-Bedroom Apartment Type 23



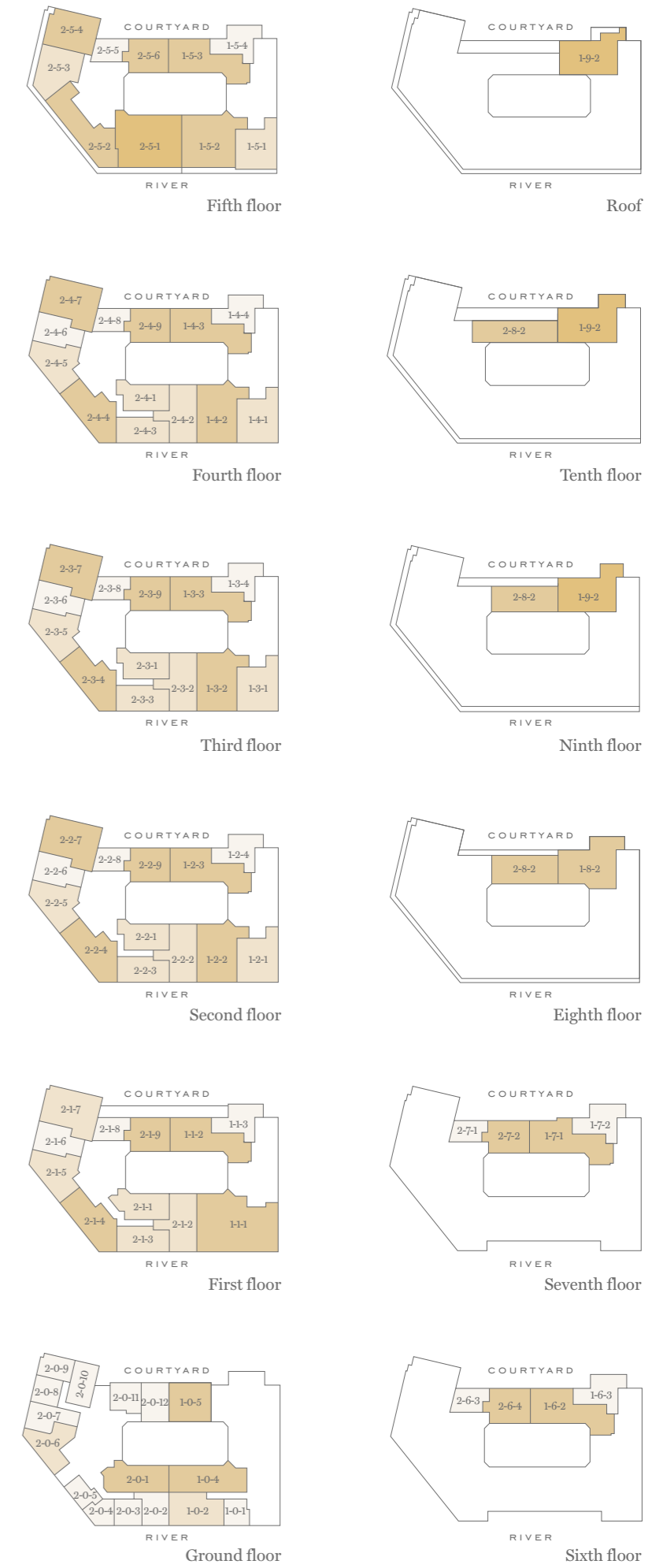
Plot	
Ninth floor	—
Eighth floor	—
Seventh floor	—
Sixth floor	—
Fifth floor	—
Fourth floor	—
Third floor	—
Second floor	—
First floor	2-1-7
Ground floor	—

Kitchen/Living/Dining	37'1" x 17'11"	11293mm x 5454mm
Bedroom 1	11'8" x 17'3"	3565mm x 5266mm
Bedroom 2	20'0" x 12'4"	6092mm x 3752mm
Balcony	4'0" x 6'11"	1223mm x 2104mm
Total area	1600 sq ft	149 sq m

▲ ▶ Depicts measurement points

Floorplans shown for Millbank Residences are for approximate measurements only. Exact layout and sizes may vary. All measurements may vary within a tolerance of 5%. To increase legibility these plans have been sized to fit the page, therefore each plan may be at a different scale to others within this brochure.

Apartment Locator



Two-Bedroom Apartment Type 28

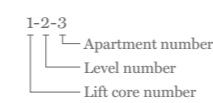


Plot

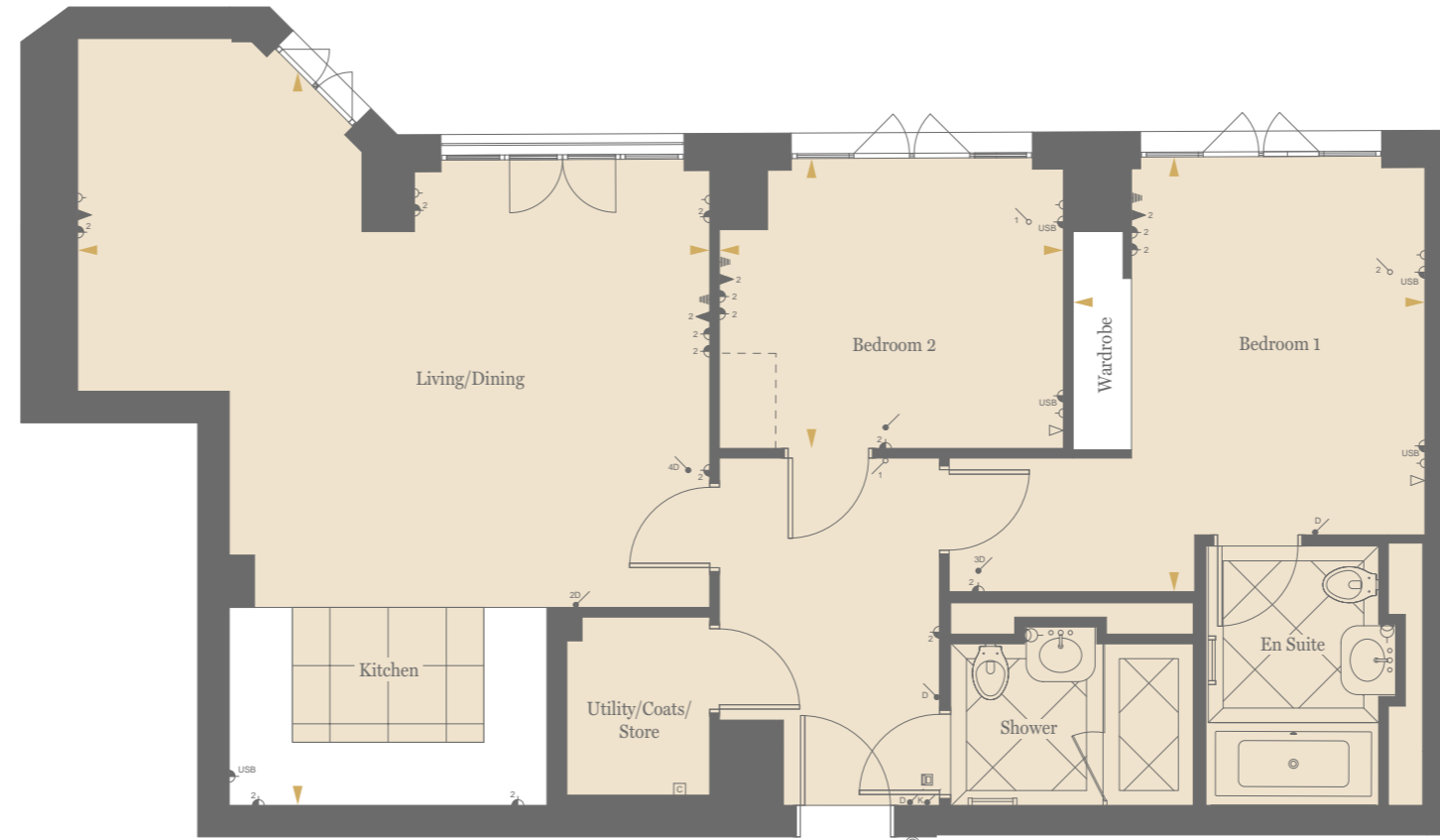
Ninth floor	—
Eighth floor	—
Seventh floor	—
Sixth floor	—
Fifth floor	—
Fourth floor	—
Third floor	—
Second floor	1-2-1
First floor	—
Ground floor	—

Kitchen/Living/Dining	37'7" x 13'6"	11445mm x 4116mm
Bedroom 1	24'3" x 11'1"	7398mm x 3382mm
Bedroom 2	20'0" x 9'9"	6085mm x 2980mm
Total area	1371 sq ft	127 sq m

- ◻ Raised sill
- ✓ Single Light Switch
- ✓ Double Light Switch
- ✓ Dimmer Switch
- ◻ 2x Dimmer Switch
- ◻ 3x Dimmer Switch
- ◻ 4x Dimmer Switch
- ✓ Kill Switch
- ▲ Television Group Living Room
- ▽ Single Telephone Outlet
- ▼ Data Point
- ◻ Double Switched Socket Outlet
- ◻ Double Socket with USB
- ◻ Switched 5A Lighting Socket
- ◻ Control Panel
- ◻ Shaving Socket
- ◻ Door Bell Push
- ◻ Video Entry Phone Panel



Two-Bedroom Apartment Type 30



Plot

Ninth floor	—
Eighth floor	—
Seventh floor	—
Sixth floor	—
Fifth floor	—
Fourth floor	2-4-1
Third floor	2-3-1
Second floor	2-2-1
First floor	—
Ground floor	—

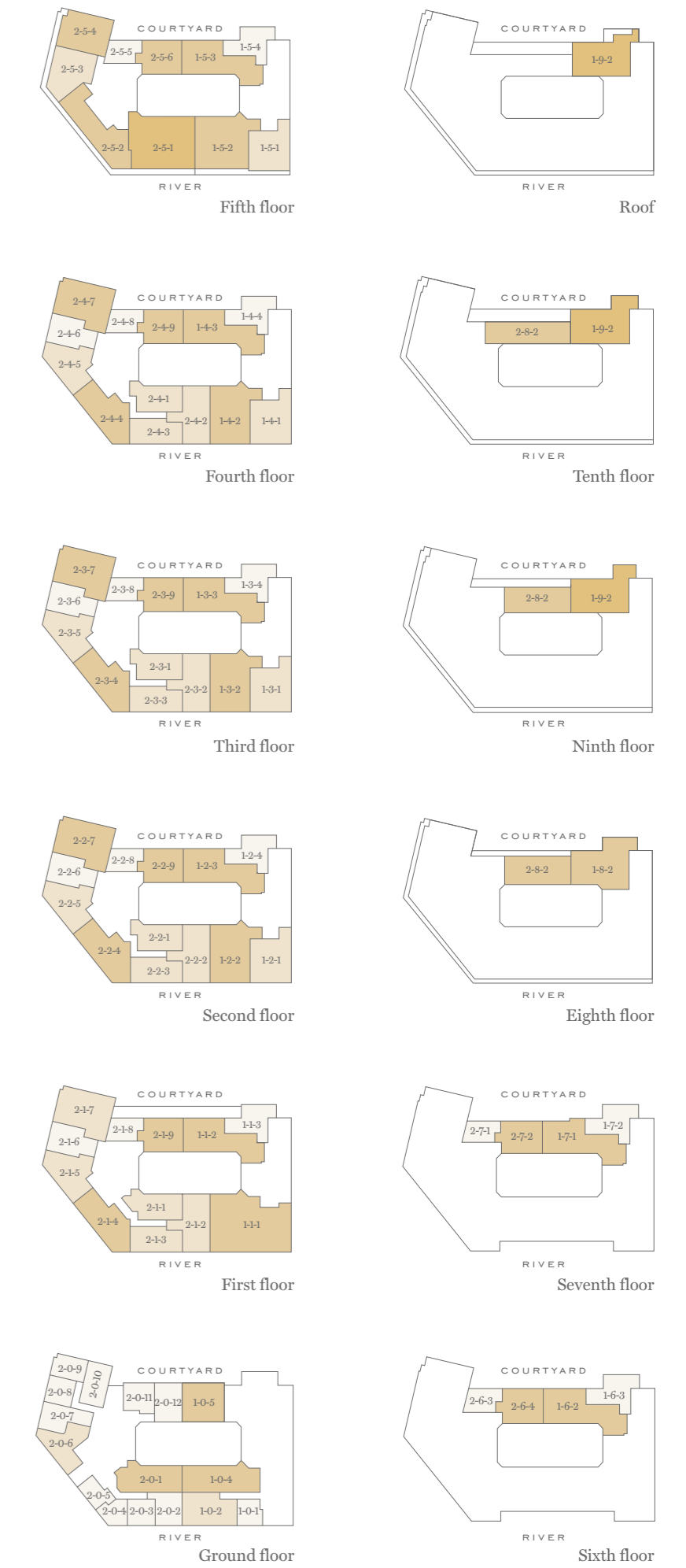
Kitchen/Living/Dining	24'11" x 21'4"	7584mm x 6513mm
Bedroom 1	14'8" x 11'10"	4480mm x 3604mm
Bedroom 2	9'10" x 11'8"	2990mm x 3565mm
Total area	967sq ft	90 sq m

◻ ◻ Depicts measurement points

Floorplans shown for Millbank Residences are for approximate measurements only. Exact layout and sizes may vary. All measurements may vary within a tolerance of 5%. To increase legibility these plans have been sized to fit the page, therefore each plan may be at a different scale to others within this brochure.



Apartment Locator



Two-Bedroom Apartment Type 17a

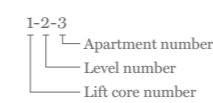


Plot

Ninth floor	—
Eighth floor	—
Seventh floor	—
Sixth floor	—
Fifth floor	—
Fourth floor	—
Third floor	—
Second floor	2-2-2
First floor	—
Ground floor	—

Kitchen/Living/Dining	22'1" x 22'10"	6742mm x 6958mm
Bedroom 1	18'10" x 11'0"	5745mm x 3360mm
Bedroom 2	13'4" x 11'7"	4068mm x 3530mm
Total area	1276 sq ft	119 sq m

- ⬆ Raised sill
- ⚡ Single Light Switch
- ⚡ Double Light Switch
- ⚡ Dimmer Switch
- ⚡ Kill Switch
- ⚡ 2x Dimmer Switch
- ⚡ 3x Dimmer Switch
- ⚡ 4x Dimmer Switch
- ⚡ Television Group Living Room
- ⚡ Single Telephone Outlet
- ⚡ Data Point
- ⚡ Double Switched Socket Outlet
- ⚡ Double Socket with USB
- ⚡ Switched 5A Lighting Socket
- ⚡ Control Panel
- ⚡ Shaving Socket
- ⚡ Door Bell Push
- ⚡ Video Entry Phone Panel



Two-Bedroom Apartment Type 31



Plot

Ninth floor	—
Eighth floor	—
Seventh floor	—
Sixth floor	—
Fifth floor	—
Fourth floor	—
Third floor	—
Second floor	2-2-3
First floor	—
Ground floor	—

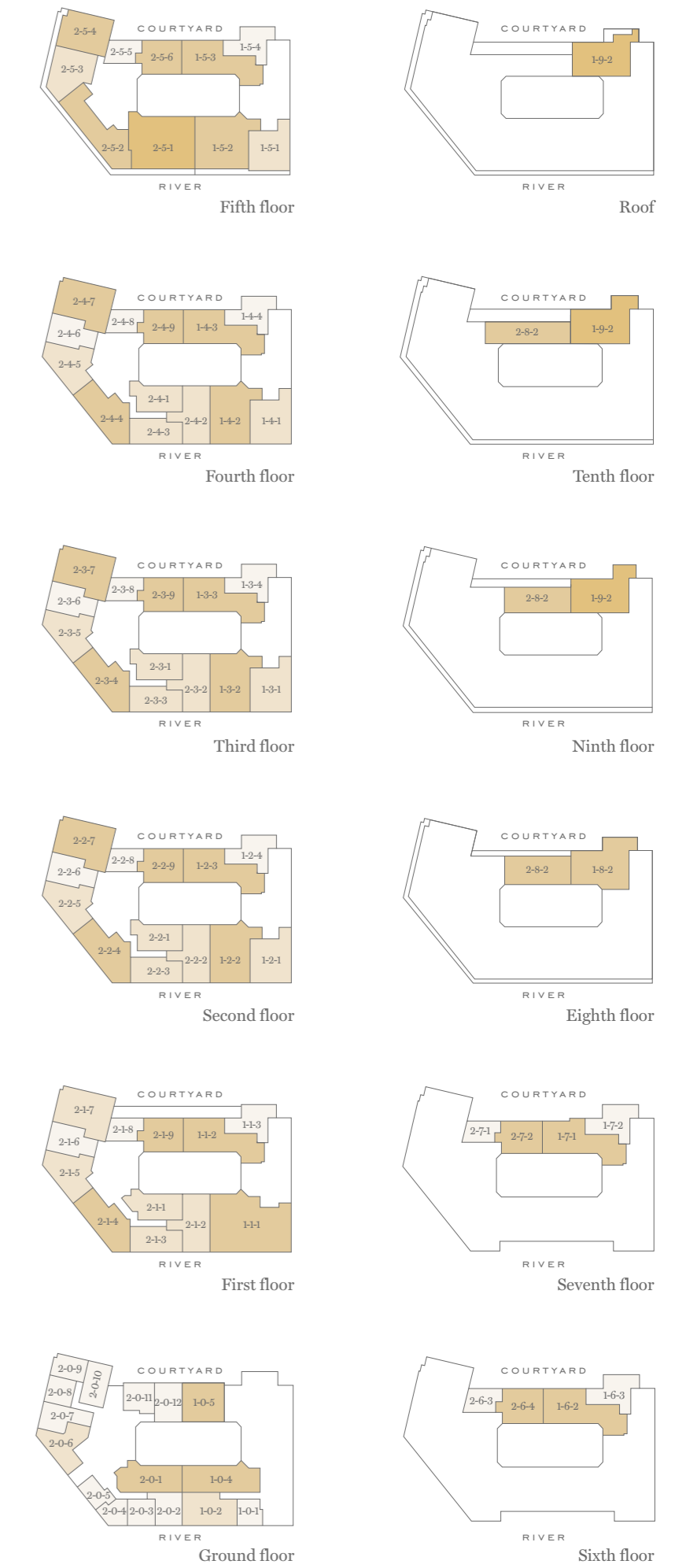
Kitchen/Living/Dining	21'6" x 22'8"	6563mm x 6911mm
Bedroom 1	18'2" x 12'7"	5539mm x 3840mm
Bedroom 2	10'8" x 11'2"	3258mm x 3416mm
Total area	952 sq ft	88 sq m

⬆ Depicts measurement points

Floorplans shown for Millbank Residences are for approximate measurements only. Exact layout and sizes may vary. All measurements may vary within a tolerance of 5%. To increase legibility these plans have been sized to fit the page, therefore each plan may be at a different scale to others within this brochure.



Apartment Locator



Two-Bedroom Apartment Type 21a



Plot

Ninth floor	—
Eighth floor	—
Seventh floor	—
Sixth floor	—
Fifth floor	—
Fourth floor	—
Third floor	2-3-5
Second floor	2-2-5
First floor	—
Ground floor	—

Kitchen/Living/Dining	26'11" x 23'1"	8203mm x 7034mm
Bedroom 1	21'0" x 9'9"	6391mm x 2966mm
Bedroom 2	17'3" x 10'2"	5249mm x 3099mm
Total area	1294 sq ft	120 sq m

- ◉ Raised sill
- ✓ Single Light Switch
- ✓ Double Light Switch
- ✓ Dimmer Switch
- ⚡ 2x Dimmer Switch
- ⚡ 3x Dimmer Switch
- ⚡ 4x Dimmer Switch
- ⚡ Kill Switch
- ▲ Television Group Living Room
- ▽ Single Telephone Outlet
- ▼ Data Point
- ⚡ Double Switched Socket Outlet
- ⚡ Double Socket with USB
- ⚡ Switched 5A Lighting Socket
- ⊠ Control Panel
- ⊠ Shaving Socket
- ⊠ Door Bell Push
- ⊠ Video Entry Phone Panel

- 1-2-3 Apartment number
- Level number
- Lift core number

Two-Bedroom Apartment Type 28a



Plot

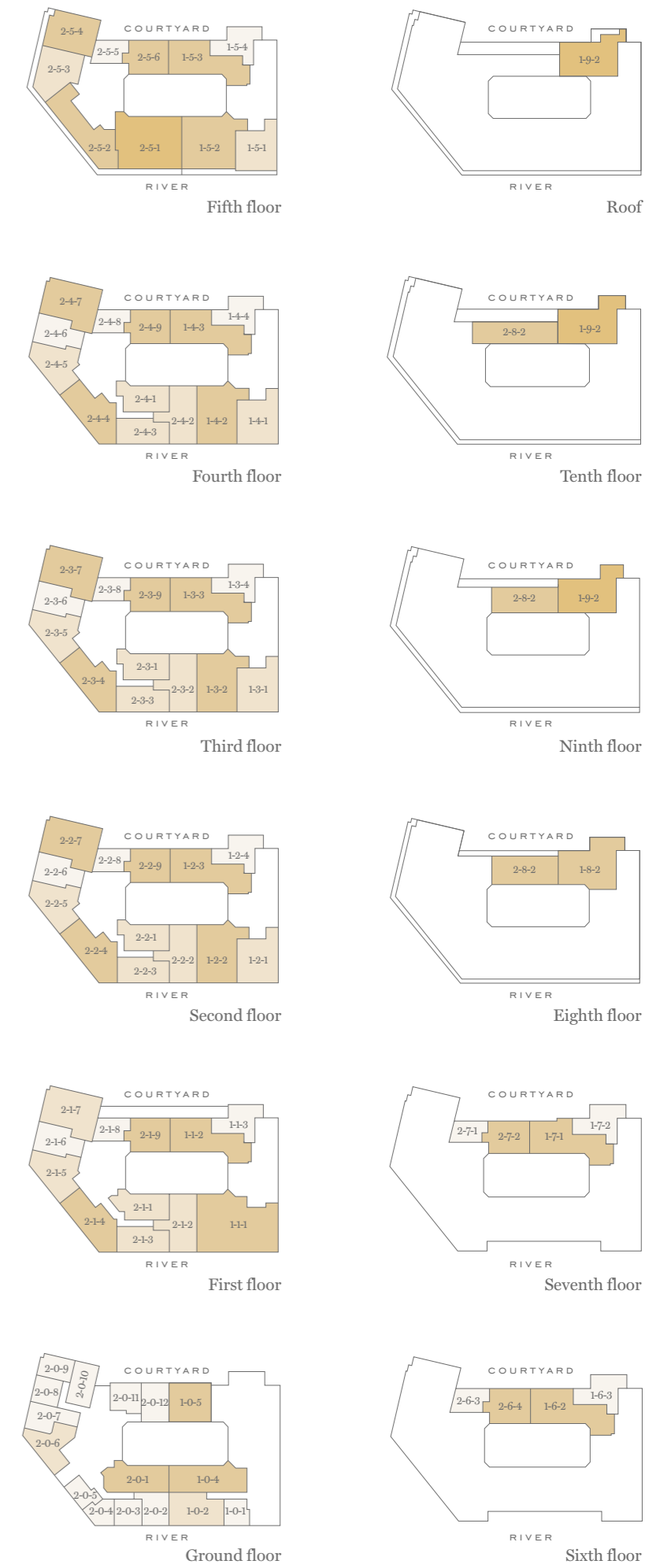
Ninth floor	—
Eighth floor	—
Seventh floor	—
Sixth floor	—
Fifth floor	—
Fourth floor	—
Third floor	1-3-1
Second floor	—
First floor	—
Ground floor	—

Kitchen/Living/Dining	37'5" x 13'6"	11405mm x 4124mm
Bedroom 1	24'5" x 11'1"	7431mm x 3384mm
Bedroom 2	17'5" x 9'9"	5320mm x 2980mm
Total area	1343 sq ft	125 sq m

◄ ► Depicts measurement points

Floorplans shown for Millbank Residences are for approximate measurements only. Exact layout and sizes may vary. All measurements may vary within a tolerance of 5%. To increase legibility these plans have been sized to fit the page, therefore each plan may be at a different scale to others within this brochure.

Apartment Locator



Two-Bedroom Apartment Type 17b

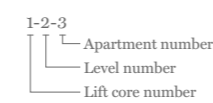


Plot

Ninth floor	—
Eighth floor	—
Seventh floor	—
Sixth floor	—
Fifth floor	—
Fourth floor	—
Third floor	2-3-2
Second floor	—
First floor	—
Ground floor	—

Kitchen/Living/Dining	22'1" x 22'10"	6720mm x 6955mm
Bedroom 1	18'10" x 11'0"	5747mm x 3360mm
Bedroom 2	13'4" x 11'7"	4066mm x 3530mm
Total area	1250 sq ft	116 sq m

- ◉ Raised sill
- ✓ Single Light Switch
- ✓ Double Light Switch
- ✓ Dimmer Switch
- ◉ 2x Dimmer Switch
- ◉ 3x Dimmer Switch
- ◉ 4x Dimmer Switch
- ✓ Kill Switch
- ▲ Television Group Living Room
- ▽ Single Telephone Outlet
- ▼ Data Point
- ◉ Double Switched Socket Outlet
- ◉ Double Socket with USB
- ◉ Switched 5A Lighting Socket
- ◉ Control Panel
- ◉ Shaving Socket
- ◉ Door Bell Push
- ◉ Video Entry Phone Panel



Two-Bedroom Apartment Type 31a



Plot

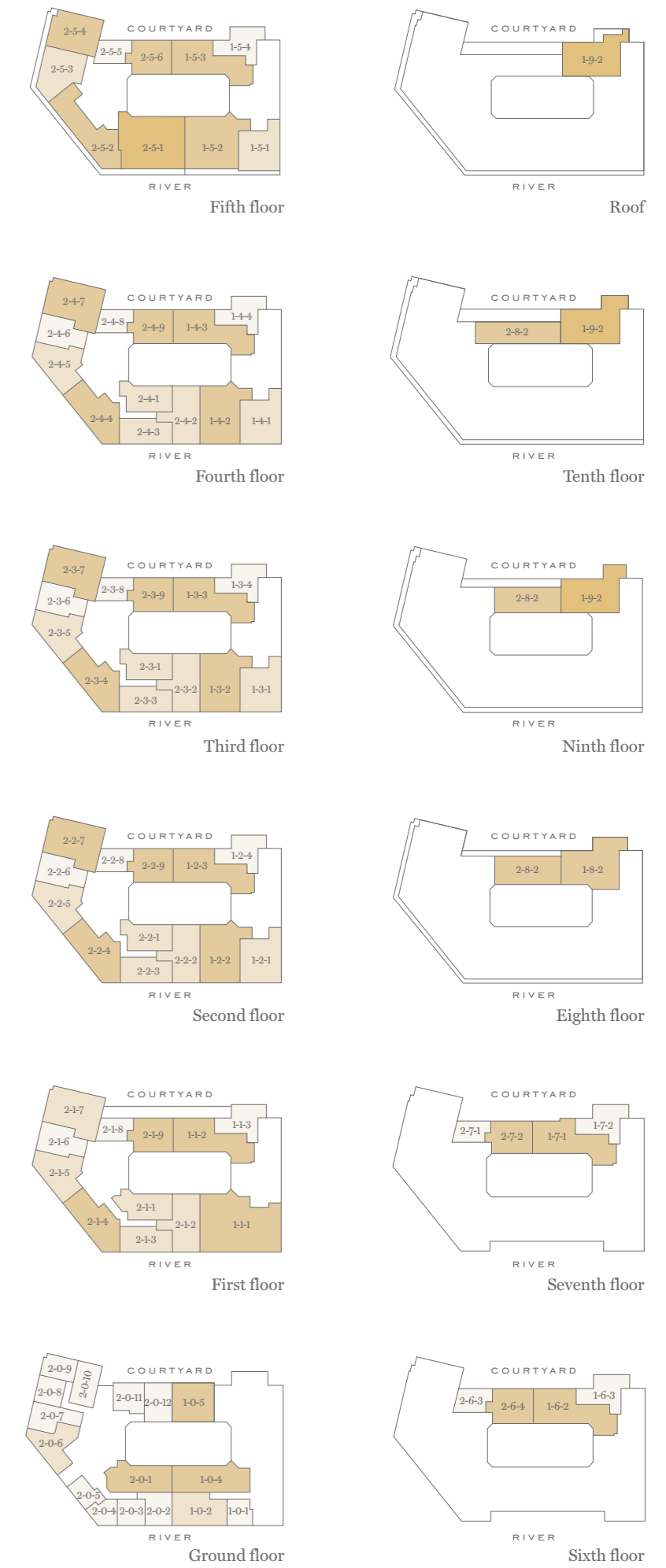
Ninth floor	—
Eighth floor	—
Seventh floor	—
Sixth floor	—
Fifth floor	—
Fourth floor	—
Third floor	2-3-3
Second floor	—
First floor	—
Ground floor	—

Kitchen/Living/Dining	21'6" x 22'8"	6544mm x 6912mm
Bedroom 1	17'2" x 11'8"	5235mm x 3557mm
Bedroom 2	10'7" x 11'2"	3230mm x 3415mm
Total area	918 sq ft	85 sq m

◄ ► Depicts measurement points

Floorplans shown for Millbank Residences are for approximate measurements only. Exact layout and sizes may vary. All measurements may vary within a tolerance of 5%. To increase legibility these plans have been sized to fit the page, therefore each plan may be at a different scale to others within this brochure.

Apartment Locator



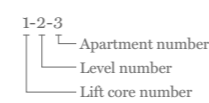
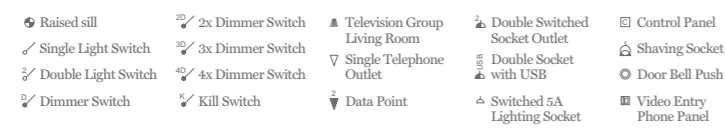
Two-Bedroom Apartment Type 28b



Plot

Ninth floor	—
Eighth floor	—
Seventh floor	—
Sixth floor	—
Fifth floor	—
Fourth floor	1-4-1
Third floor	—
Second floor	—
First floor	—
Ground floor	—

Kitchen/Living/Dining	37'4" x 13'6"	11378mm x 4120mm
Bedroom 1	24'3" x 11'1"	7398mm x 3389mm
Bedroom 2	17'5" x 11'1"	5301mm x 3381mm
Total area	1334 sq ft	124 sq m



Two-Bedroom Apartment Type 17c



Plot

Ninth floor	—
Eighth floor	—
Seventh floor	—
Sixth floor	—
Fifth floor	—
Fourth floor	2-4-2
Third floor	—
Second floor	—
First floor	—
Ground floor	—

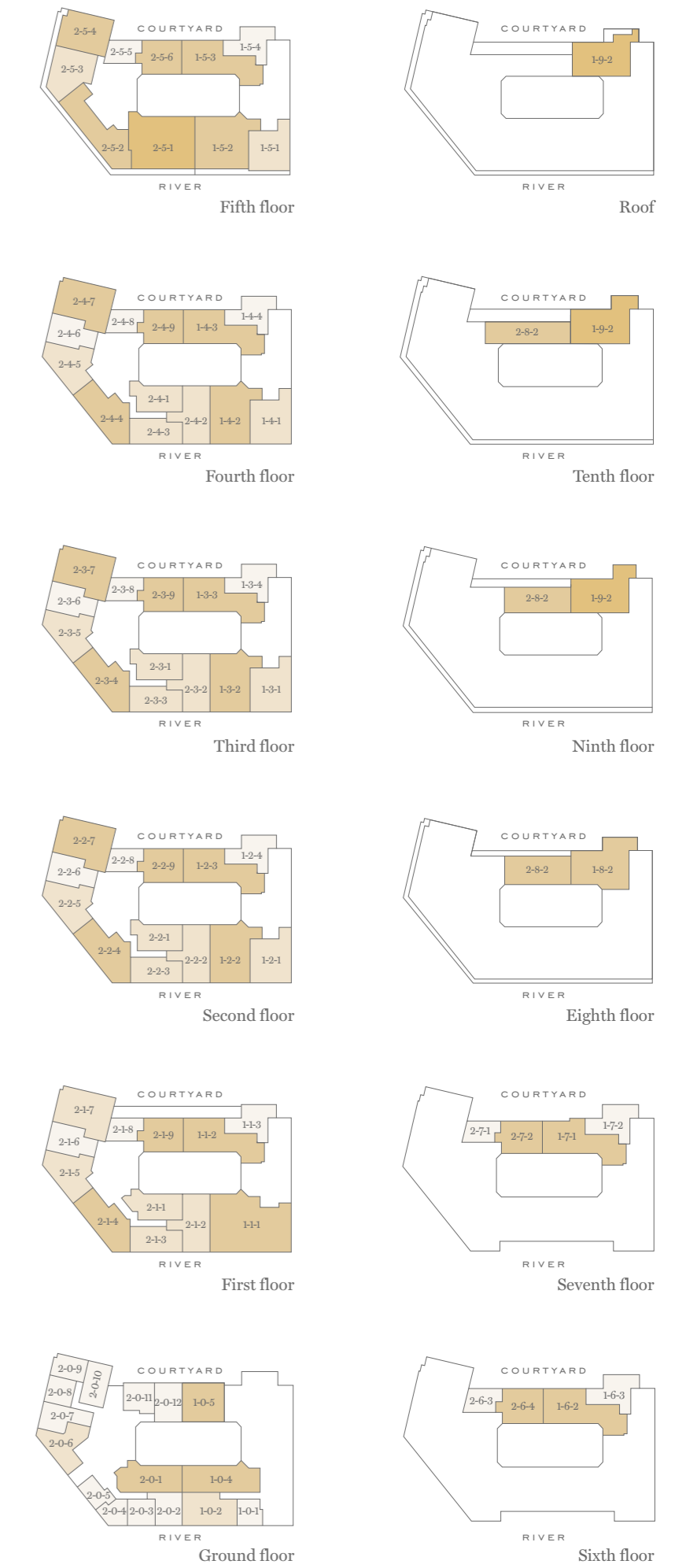
Kitchen/Living/Dining	21'11" x 22'10"	6670mm x 6955mm
Bedroom 1	18'6" x 11'0"	5627mm x 3360mm
Bedroom 2	12'11" x 11'7"	3948mm x 3525mm
Total area	1240 sq ft	115 sq m

▲ ▶ Depicts measurement points

Floorplans shown for Millbank Residences are for approximate measurements only. Exact layout and sizes may vary. All measurements may vary within a tolerance of 5%. To increase legibility these plans have been sized to fit the page, therefore each plan may be at a different scale to others within this brochure.



Apartment Locator



Two-Bedroom Apartment Type 31b

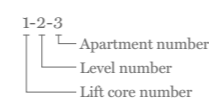


Plot

Ninth floor	—
Eighth floor	—
Seventh floor	—
Sixth floor	—
Fifth floor	—
Fourth floor	2-4-3
Third floor	—
Second floor	—
First floor	—
Ground floor	—

Kitchen/Living/Dining	21'4" x 22'8"	6497mm x 6912mm
Bedroom 1	17'11" x 12'3"	5471mm x 3733mm
Bedroom 2	10'5" x 11'2"	3186mm x 3416mm
Total area	914 sq ft	85 sq m

- ☒ Raised sill
- ☑ Single Light Switch
- ☑ Double Light Switch
- ☑ Dimmer Switch
- ☑ Kill Switch
- ☑ 2x Dimmer Switch Living Room
- ☑ 3x Dimmer Switch
- ☑ 4x Dimmer Switch
- ☑ Television Group Living Room
- ☑ Single Telephone Outlet
- ☑ Data Point
- ☑ Double Switched Socket Outlet with USB
- ☑ Switched 5A Lighting Socket
- ☑ Control Panel
- ☑ Shaving Socket
- ☑ Door Bell Push
- ☑ Video Entry Phone Panel



Two-Bedroom Apartment Type 21b



Plot

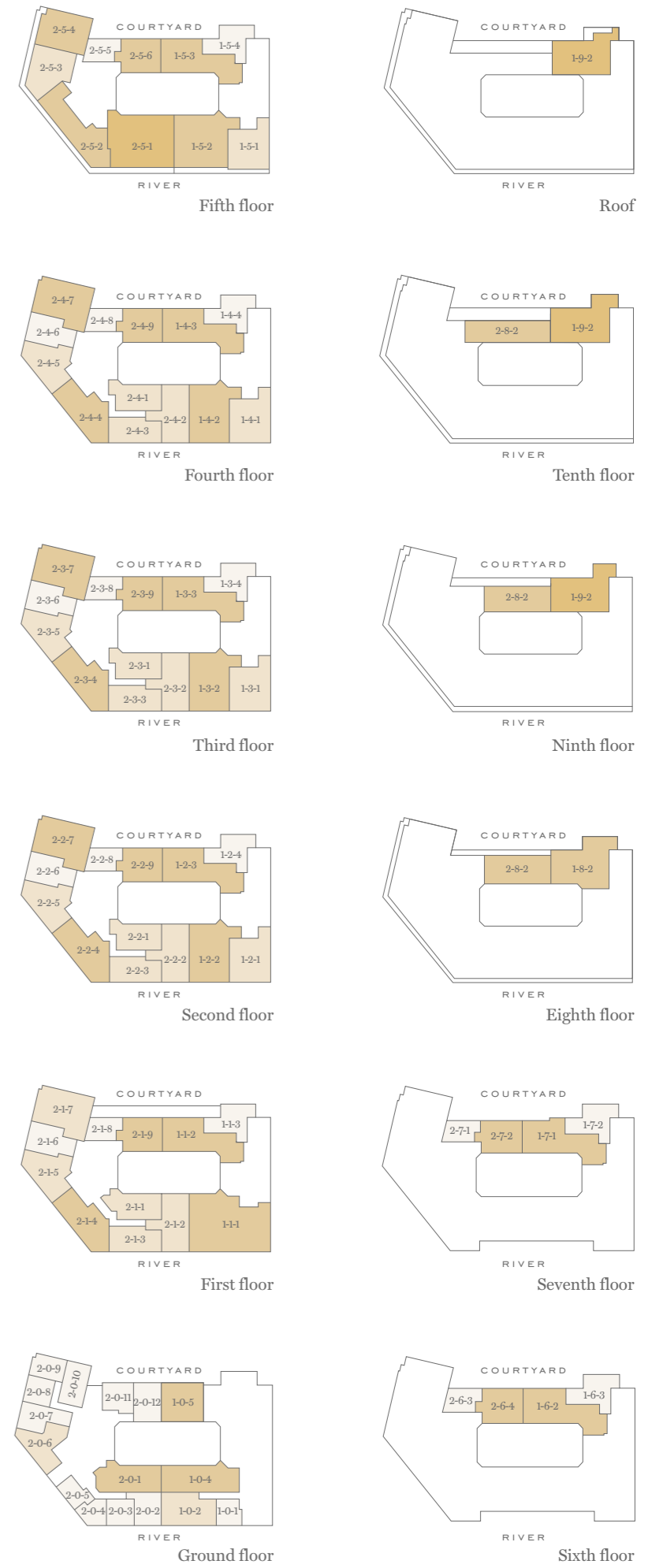
Ninth floor	—
Eighth floor	—
Seventh floor	—
Sixth floor	—
Fifth floor	—
Fourth floor	2-4-5
Third floor	—
Second floor	—
First floor	—
Ground floor	—

Kitchen/Living/Dining	27'3" x 23'1"	8315mm x 7035mm
Bedroom 1	21'0" x 9'6"	6405mm x 2894mm
Bedroom 2	17'4" x 10'2"	5276mm x 3097mm
Total area	1297 sq ft	120 sq m

☒ ☑ Depicts measurement points

Floorplans shown for Millbank Residences are for approximate measurements only. Exact layout and sizes may vary. All measurements may vary within a tolerance of 5%. To increase legibility these plans have been sized to fit the page, therefore each plan may be at a different scale to others within this brochure.

Apartment Locator



Two-Bedroom Apartment Type 34

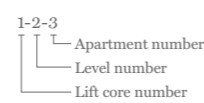


Plot

Ninth floor	—
Eighth floor	—
Seventh floor	—
Sixth floor	—
Fifth floor	1-5-1
Fourth floor	—
Third floor	—
Second floor	—
First floor	—
Ground floor	—

Kitchen/Living/Dining	34'2" x 13'8"	10415mm x 4163mm
Bedroom 1	21'4" x 11'7"	6504mm x 3519mm
Bedroom 2	17'0" x 9'0"	5194mm x 2750mm
Total area	1240 sq ft	115 sq m

- ◉ Raised sill
- ✓ Single Light Switch
- ✓ Double Light Switch
- ✓ Dimmer Switch
- ⚡ 2x Dimmer Switch
- ⚡ 3x Dimmer Switch
- ⚡ 4x Dimmer Switch
- ⚡ Kill Switch
- ▲ Television Group Living Room
- ▽ Single Telephone Outlet
- ▼ Data Point
- ⚡ Double Switched Socket Outlet
- ⚡ Double Socket with USB
- ⚡ Switched 5A Lighting Socket
- ☑ Control Panel
- ⚡ Shaving Socket
- ⊙ Door Bell Push
- 📺 Video Entry Phone Panel



Two-Bedroom Apartment Type 38



Plot

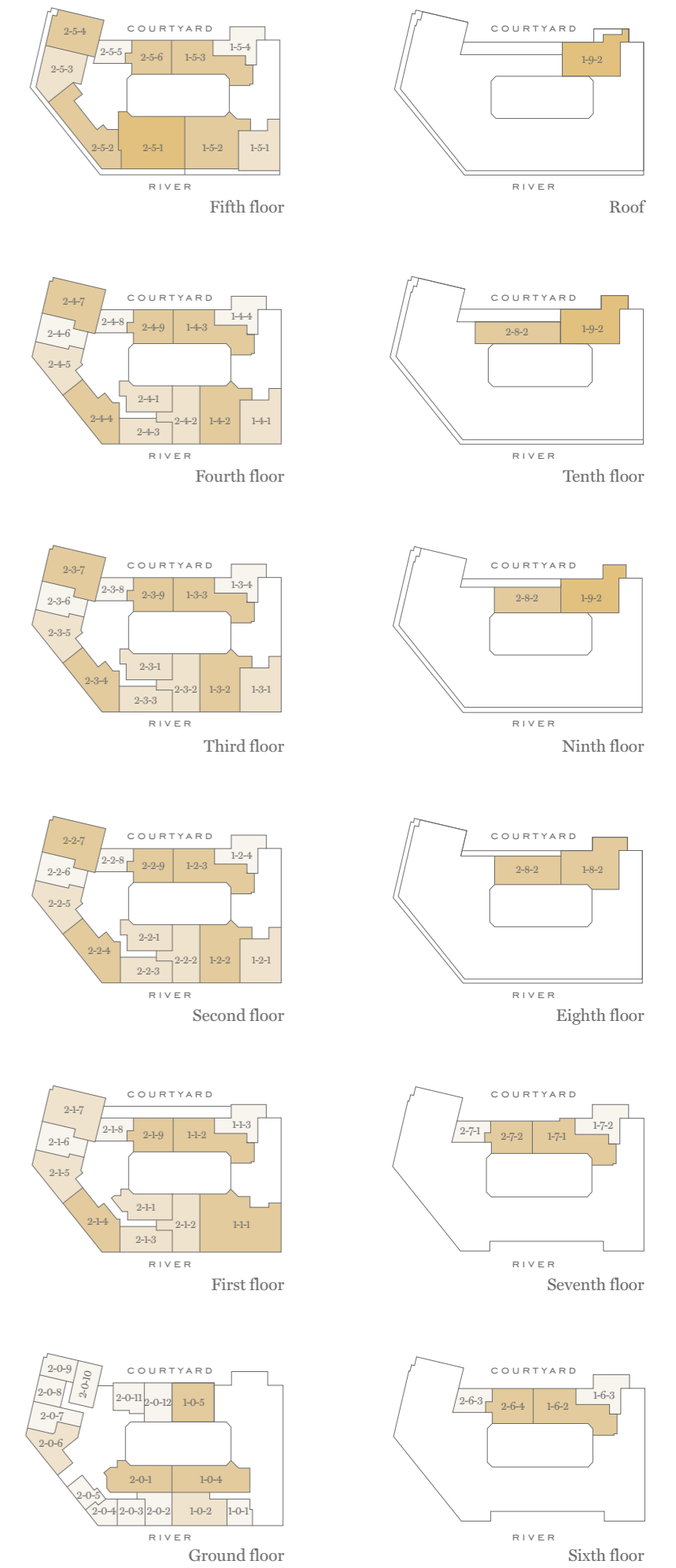
Ninth floor	—
Eighth floor	—
Seventh floor	—
Sixth floor	—
Fifth floor	2-5-3
Fourth floor	—
Third floor	—
Second floor	—
First floor	—
Ground floor	—

Kitchen/Living/Dining	26'5" x 25'4"	8047mm x 7716mm
Bedroom 1	9'1" x 28'5"	2772mm x 8673mm
Bedroom 2	12'6" x 14'2"	3811mm x 4313mm
Total area	1351 sq ft	126 sq m

◄ ► Depicts measurement points

Floorplans shown for Millbank Residences are for approximate measurements only. Exact layout and sizes may vary. All measurements may vary within a tolerance of 5%. To increase legibility these plans have been sized to fit the page, therefore each plan may be at a different scale to others within this brochure.

Apartment Locator



Three-Bedroom Apartment Type 2



Plot	
Ninth floor	—
Eighth floor	—
Seventh floor	—
Sixth floor	—
Fifth floor	—
Fourth floor	—
Third floor	—
Second floor	—
First floor	—
Ground floor	1-0-4

Kitchen/Living/Dining	27'7" x 30'7"	8406mm x 9329mm
Bedroom 1	15'1" x 12'0"	4585mm x 3661mm
Bedroom 2	11'3" x 11'10"	3430mm x 3611mm
Bedroom 3	11'4" x 11'8"	3442mm x 3566mm
Terrace	6'4" x 44'10"	1920mm x 13667mm
Total area	1510 sq ft	140 sq m

- ◐ Raised sill
- ✓ Single Light Switch
- ✓ Double Light Switch
- ✓ Dimmer Switch
- ◐ 2x Dimmer Switch
- ◐ 3x Dimmer Switch
- ◐ 4x Dimmer Switch
- ✓ Kill Switch
- ▲ Television Group Living Room
- ▽ Single Telephone Outlet
- ▼ Data Point
- ◐ Double Switched Socket Outlet
- ◐ Double Socket with USB
- ◐ Switched SA Lighting Socket
- ◐ Control Panel
- ◐ Shaving Socket
- ◐ Door Bell Push
- ◐ Video Entry Phone Panel

- 1-2-3 Apartment number
- Level number
- Lift core number

Three-Bedroom Apartment Type 15



Plot	
Ninth floor	—
Eighth floor	—
Seventh floor	—
Sixth floor	—
Fifth floor	—
Fourth floor	—
Third floor	—
Second floor	—
First floor	—
Ground floor	1-0-5

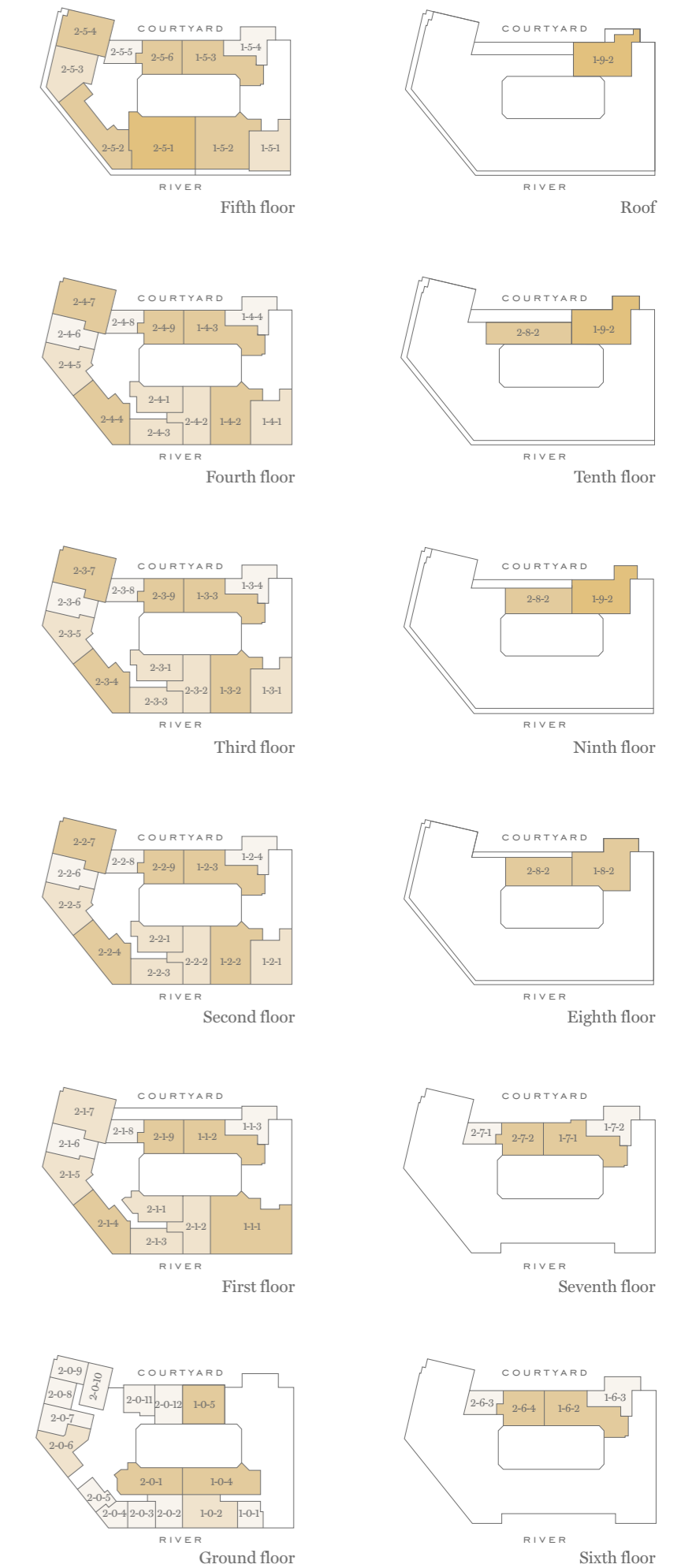
Kitchen/Living/Dining	33'4" x 12'10"	10150mm x 3913mm
Bedroom 1	17'0" x 11'11"	5190mm x 3638mm
Bedroom 2	11'5" x 11'8"	3479mm x 3555mm
Bedroom 3	11'4" x 11'8"	3461mm x 3551mm
Terrace	5'3" x 33'8"	1607mm x 10259mm
Total area	1160 sq ft	108 sq m

◐ Depicts measurement points

Floorplans shown for Millbank Residences are for approximate measurements only. Exact layout and sizes may vary. All measurements may vary within a tolerance of 5%. To increase legibility these plans have been sized to fit the page, therefore each plan may be at a different scale to others within this brochure.



Apartment Locator



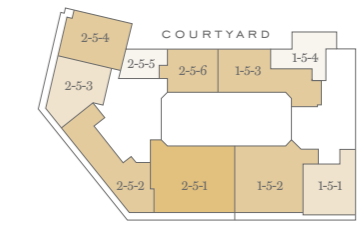
Three-Bedroom Apartment Type 6



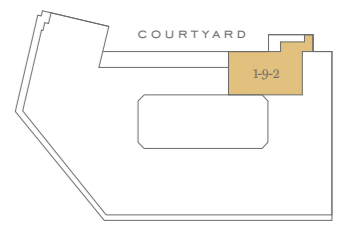
Three-Bedroom Apartment Type 16*



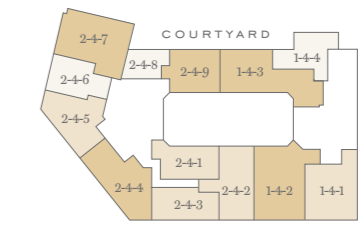
Apartment Locator



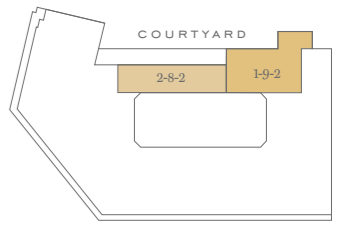
Fifth floor



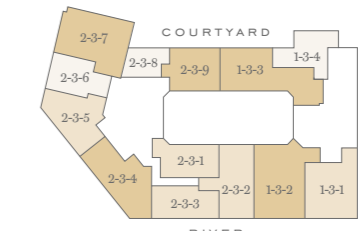
Roof



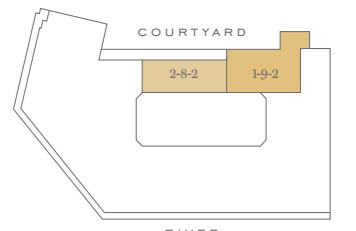
Fourth floor



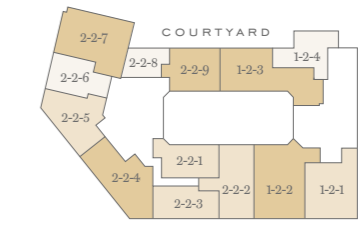
Tenth floor



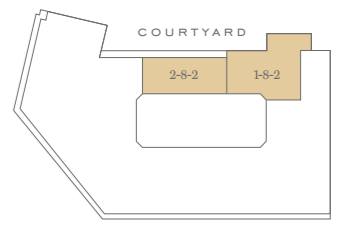
Third floor



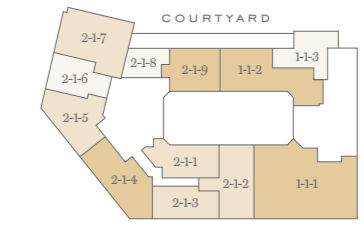
Ninth floor



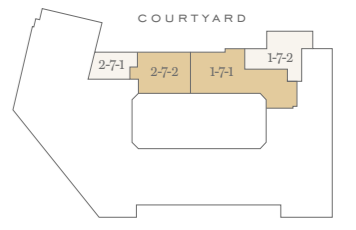
Second floor



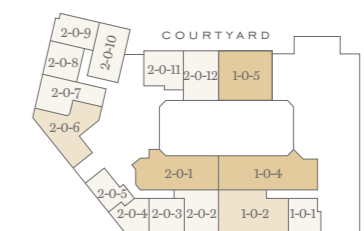
Eighth floor



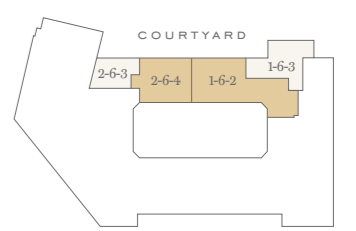
First floor



Seventh floor



Ground floor



Sixth floor

Plot

Ninth floor	—
Eighth floor	—
Seventh floor	—
Sixth floor	—
Fifth floor	—
Fourth floor	—
Third floor	—
Second floor	—
First floor	—
Ground floor	2-0-1

Kitchen/Living/Dining	22'8" x 21'7"	6896mm x 6567mm
Bedroom 1	19'4" x 14'10"	5903mm x 4533mm
Bedroom 2	11'5" x 11'7"	3491mm x 3538mm
Bedroom 3	11'6" x 11'9"	3507mm x 3583mm
Terrace	6'1" x 33'11"	1846mm x 10345mm
Total area	1287 sq ft	120 sq m

- ⬆ Raised sill
- ⚡ Single Light Switch
- ⚡ Double Light Switch
- ⚡ Dimmer Switch
- ⚡ Kill Switch
- ⚡ 2x Dimmer Switch
- ⚡ 3x Dimmer Switch
- ⚡ 4x Dimmer Switch
- ⚡ Television Group Living Room
- ⚡ Single Telephone Outlet
- ⚡ Data Point
- ⚡ Double Switched Socket Outlet
- ⚡ Double Socket with USB
- ⚡ Switched SA Lighting Socket
- ⚡ Control Panel
- ⚡ Shaving Socket
- ⚡ Door Bell Push
- ⚡ Video Entry Phone Panel

- 1-2-3 Apartment number
- Level number
- Lift core number

Plot

Ninth floor	—
Eighth floor	—
Seventh floor	—
Sixth floor	—
Fifth floor	—
Fourth floor	—
Third floor	—
Second floor	—
First floor	1-1-1
Ground floor	—

Kitchen/Dining	24'4" x 20'3"	7429mm x 6147mm
Living	17'11" x 19'10"	5445mm x 6027mm
Bedroom 1	19'6" x 11'7"	5926mm x 3554mm
Bedroom 2	21'3" x 11'2"	6474mm x 3434mm
Bedroom 3	21'3" x 12'3"	6489mm x 3724mm
Study/Home Cinema	19'7" x 7'9"	5938mm x 2388mm
Total area	2915 sq ft	271 sq m

⬆ Depicts measurement points

Floorplans shown for Millbank Residences are for approximate measurements only. Exact layout and sizes may vary. All measurements may vary within a tolerance of 5%. To increase legibility these plans have been sized to fit the page, therefore each plan may be at a different scale to others within this brochure. *Subject to planning.

Three-Bedroom Apartment

Type 25

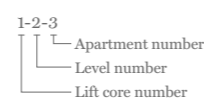


Plot

Ninth floor	—		
Eighth floor	—		
Seventh floor	—		
Sixth floor	—		
Fifth floor	—		
Fourth floor	—		
Third floor	—		
Second floor	—		
First floor	1-1-2		
Ground floor	—		

Kitchen/Living/Dining	31'2" x 24'4"	9511mm x 7426mm
Bedroom 1	11'10" x 16'0"	3599mm x 4875mm
Bedroom 2	12'5" x 17'9"	3786mm x 5400mm
Bedroom 3	12'2" x 12'9"	3718mm x 3892mm
Terrace	6'8" x 35'9"	2028mm x 10901mm
Total area	1859 sq ft	173 sq m

- ◼ Raised sill
- ◼ Single Light Switch
- ◼ Double Light Switch
- ◼ Dimmer Switch
- ◼ Kill Switch
- ◼ 2x Dimmer Switch
- ◼ 3x Dimmer Switch
- ◼ 4x Dimmer Switch
- ▲ Television Group Living Room
- ▽ Single Telephone Outlet
- ▼ Data Point
- ◻ Double Switched Socket Outlet with USB
- ◻ Switched 5A Lighting Socket
- ◻ Control Panel
- ◻ Shaving Socket
- ◻ Door Bell Push
- ◻ Video Entry Phone Panel



Three-Bedroom Apartment

Type 26



Plot

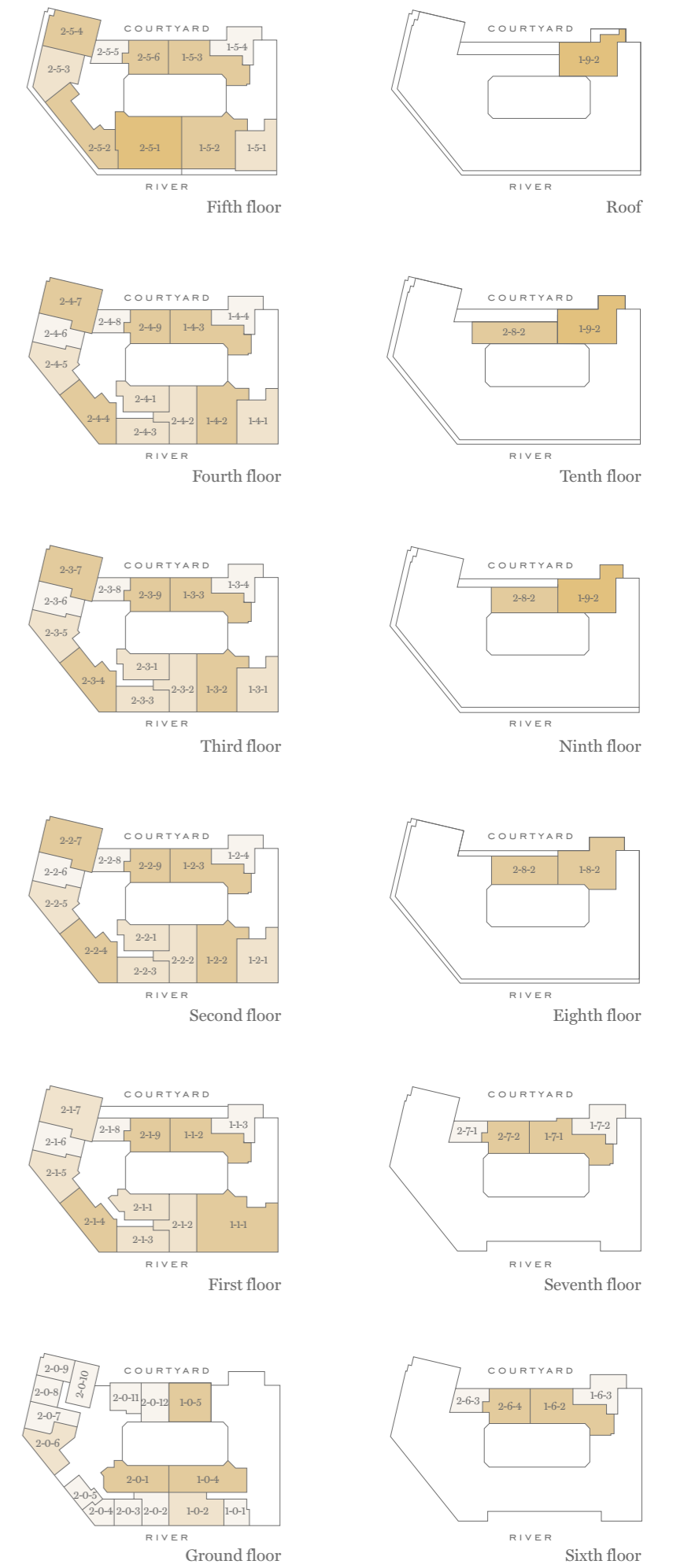
Ninth floor	—		
Eighth floor	—		
Seventh floor	—		
Sixth floor	—		
Fifth floor	—		
Fourth floor	—		
Third floor	—		
Second floor	—		
First floor	2-1-9		
Ground floor	—		

Kitchen/Living/Dining	31'4" x 12'2"	9542mm x 3701mm
Bedroom 1	14'6" x 13'8"	4409mm x 4173mm
Bedroom 2	12'9" x 11'3"	3888mm x 3439mm
Bedroom 3	12'9" x 11'1"	3889mm x 3371mm
Terrace	6'8" x 35'9"	2033mm x 10890mm
Total area	1122 sq ft	104 sq m

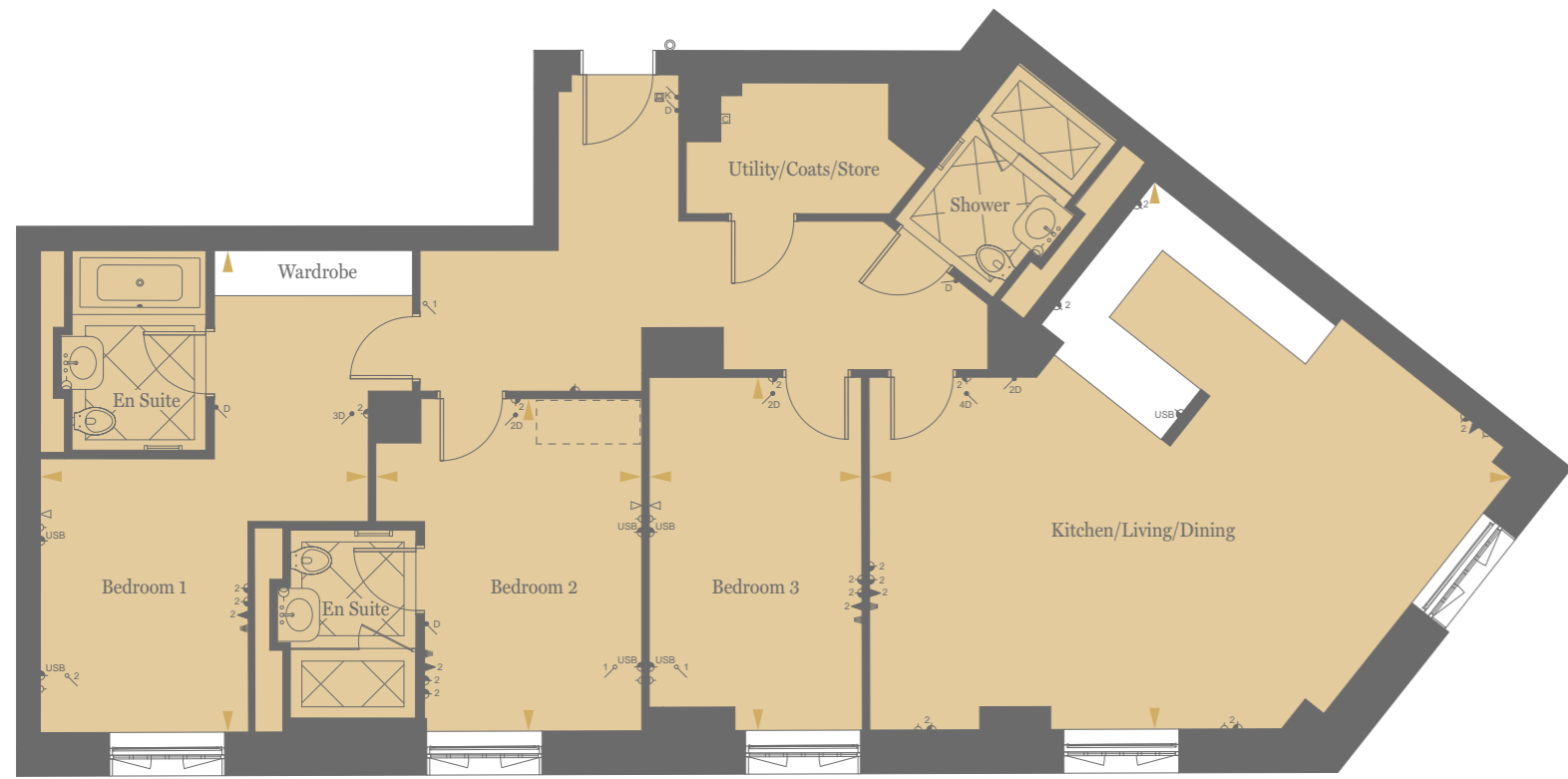
◄ ► Depicts measurement points

Floorplans shown for Millbank Residences are for approximate measurements only. Exact layout and sizes may vary. All measurements may vary within a tolerance of 5%. To increase legibility these plans have been sized to fit the page, therefore each plan may be at a different scale to others within this brochure.

Apartment Locator



Three-Bedroom Apartment Type 20



Plot	
Ninth floor	—
Eighth floor	—
Seventh floor	—
Sixth floor	—
Fifth floor	—
Fourth floor	—
Third floor	—
Second floor	—
First floor	2-1-4
Ground floor	—

Kitchen/Living/Dining	23'11" x 28'0"	7301mm x 8545mm
Bedroom 1	21'0" x 14'4"	6399mm x 4363mm
Bedroom 2	14'6" x 11'7"	4430mm x 3538mm
Bedroom 3	15'4" x 9'3"	4686mm x 2822mm
Total area	1441 sq ft	134 sq m

- ◐ Raised sill
- ✓ Single Light Switch
- ✓ Double Light Switch
- ✓ Dimmer Switch
- ◐ 2x Dimmer Switch
- ◐ 3x Dimmer Switch
- ◐ 4x Dimmer Switch
- ✓ Kill Switch
- ▲ Television Group Living Room
- ▽ Single Telephone Outlet
- ▼ Data Point
- ◐ Double Switched Socket Outlet with USB
- ◐ Switched 5A Lighting Socket
- ◐ Control Panel
- ◐ Shaving Socket
- ◐ Door Bell Push
- ◐ Video Entry Phone Panel

- 1-2-3 Apartment number
- Level number
- Lift core number

Three-Bedroom Apartment Type 29



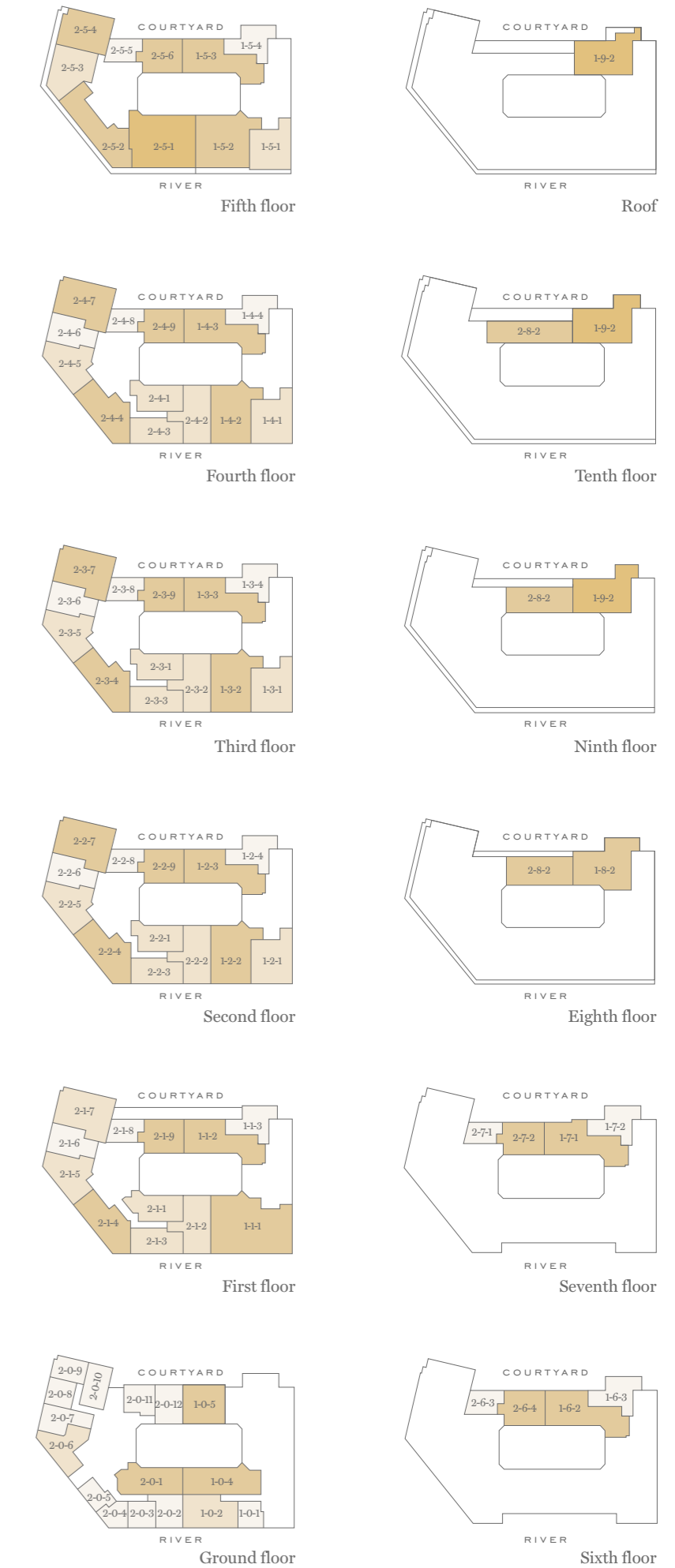
Plot	
Ninth floor	—
Eighth floor	—
Seventh floor	—
Sixth floor	—
Fifth floor	—
Fourth floor	—
Third floor	—
Second floor	1-2-2
First floor	—
Ground floor	—

Kitchen/Living/Dining	22'11" x 24'5"	6988mm x 7440mm
Bedroom 1	29'9" x 9'10"	9058mm x 2995mm
Bedroom 2	18'0" x 12'8"	5475mm x 3857mm
Bedroom 3	12'9" x 13'3"	3895mm x 4028mm
Study	10'11" x 7'1"	3332mm x 2169mm
Total area	1844 sq ft	171 sq m

◐ ◑ Depicts measurement points

Floorplans shown for Millbank Residences are for approximate measurements only. Exact layout and sizes may vary. All measurements may vary within a tolerance of 5%. To increase legibility these plans have been sized to fit the page, therefore each plan may be at a different scale to others within this brochure.

Apartment Locator



Three-Bedroom Apartment Type 25a



Plot	
Ninth floor	—
Eighth floor	—
Seventh floor	—
Sixth floor	—
Fifth floor	—
Fourth floor	1-4-3
Third floor	1-3-3
Second floor	1-2-3
First floor	—
Ground floor	—

Kitchen/Living/Dining	29'9" x 24'4"	9057mm x 7426mm
Bedroom 1	11'9" x 16'0"	3594mm x 4875mm
Bedroom 2	10'8" x 17'5"	3260mm x 5316mm
Bedroom 3	10'9" x 12'9"	3270mm x 3892mm
Total area	1816 sq ft	169 sq m

- Raised sill
- ✓ Single Light Switch
- ✓ Double Light Switch
- ✓ Dimmer Switch
- ⚡ 2x Dimmer Switch
- ⚡ 3x Dimmer Switch
- ⚡ 4x Dimmer Switch
- ⚡ Kill Switch
- ▲ Television Group Living Room
- ▽ Single Telephone Outlet
- ▼ Data Point
- ⚡ Double Switched Socket Outlet
- ⚡ Double Socket with USB
- ⚡ Switched 5A Lighting Socket
- ⊠ Control Panel
- ⊠ Shaving Socket
- ⊠ Door Bell Push
- ⊠ Video Entry Phone Panel

- 1-2-3 Apartment number
- Level number
- Lift core number

Three-Bedroom Apartment Type 32*



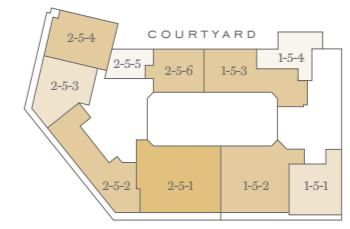
Plot	
Ninth floor	—
Eighth floor	—
Seventh floor	—
Sixth floor	—
Fifth floor	—
Fourth floor	—
Third floor	—
Second floor	2-2-4
First floor	—
Ground floor	—

Kitchen/Living/Dining	27'3" x 24'10"	8308mm x 7564mm
Bedroom 1	13'2" x 16'4"	4020mm x 4978mm
Bedroom 2	10'8" x 10'6"	3255mm x 3198mm
Bedroom 3	10'8" x 11'6"	3262mm x 3510mm
Total area	1465 sq ft	136 sq m

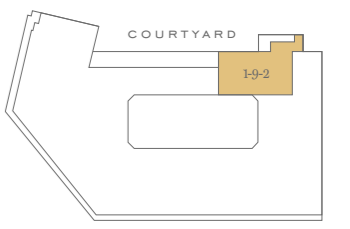
- ◀ ▶ Depicts measurement points

Floorplans shown for Millbank Residences are for approximate measurements only. Exact layout and sizes may vary. All measurements may vary within a tolerance of 5%. To increase legibility these plans have been sized to fit the page, therefore each plan may be at a different scale to others within this brochure. *Subject to planning.

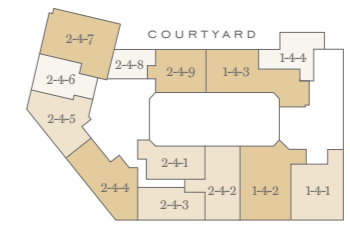
Apartment Locator



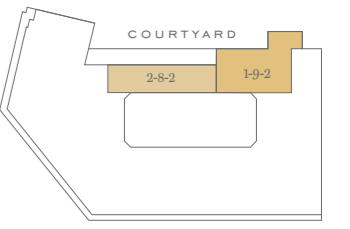
Fifth floor



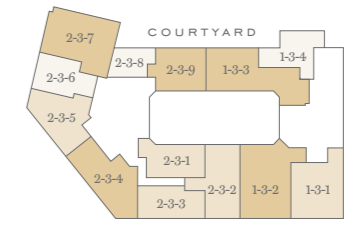
Roof



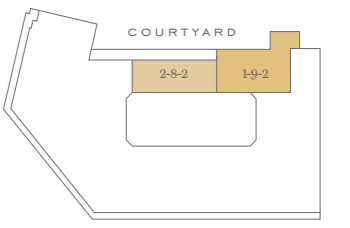
Fourth floor



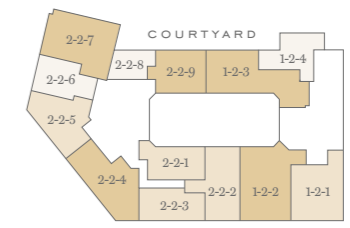
Tenth floor



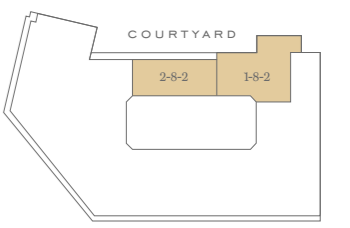
Third floor



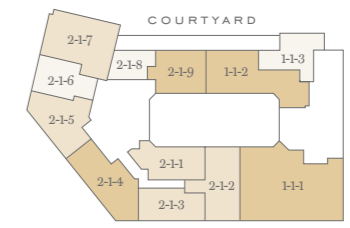
Ninth floor



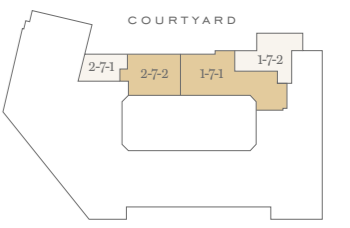
Second floor



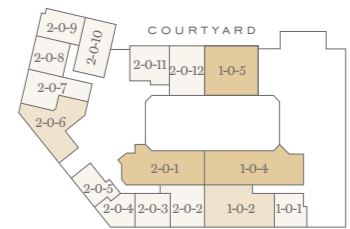
Eighth floor



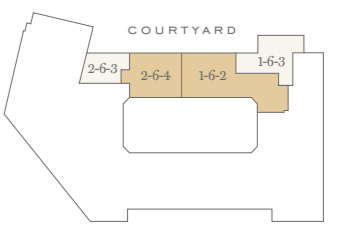
First floor



Seventh floor



Ground floor



Sixth floor

Three-Bedroom Apartment Type 33

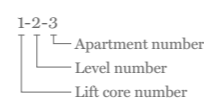


Plot

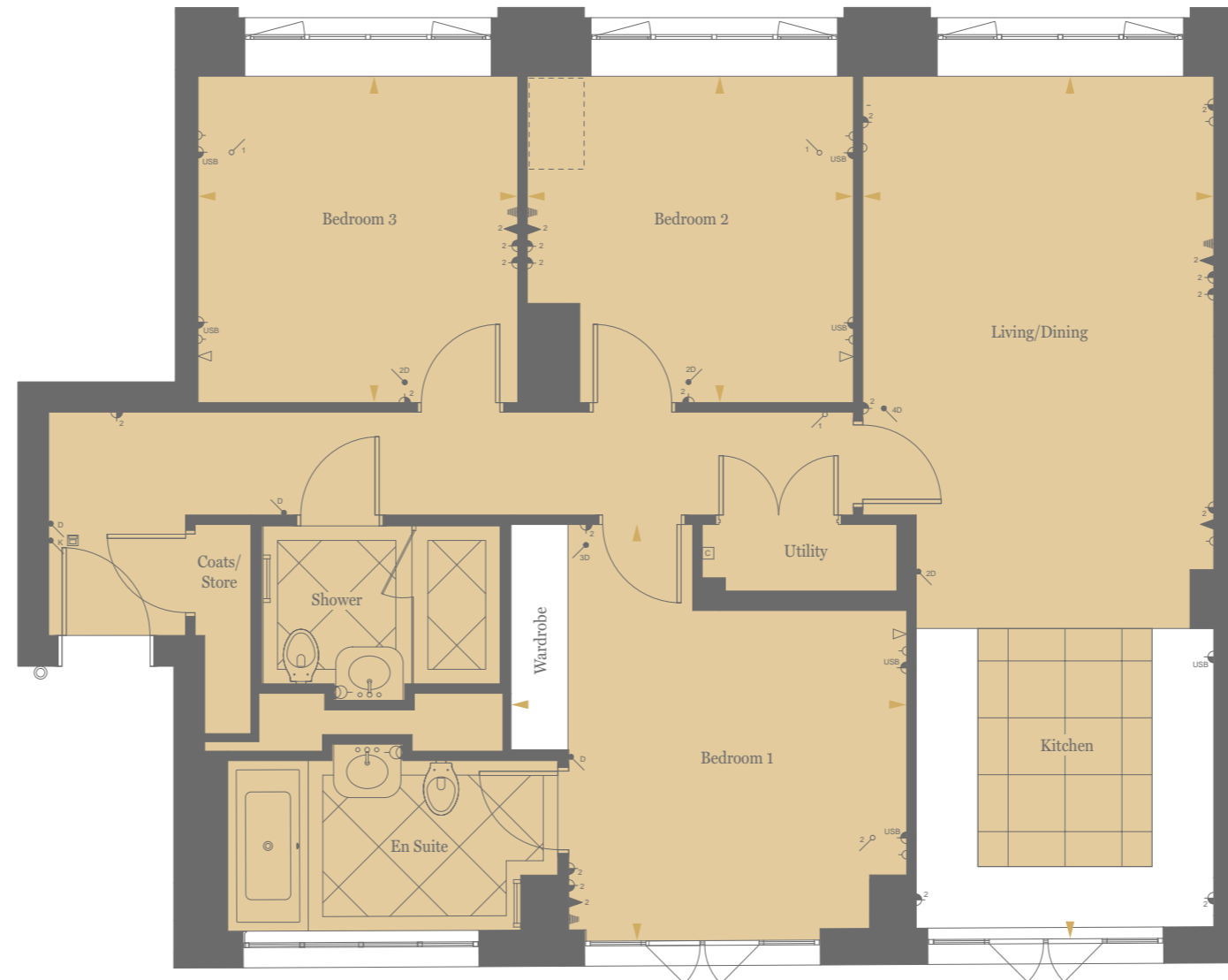
Ninth floor	—
Eighth floor	—
Seventh floor	—
Sixth floor	—
Fifth floor	—
Fourth floor	—
Third floor	2-3-7
Second floor	2-2-7
First floor	—
Ground floor	—

Kitchen/Living/Dining	20'4" x 28'3"	6189mm x 8615mm
Bedroom 1	9'10" x 28'3"	2985mm x 8600mm
Bedroom 2	9'7" x 13'9"	2930mm x 4185mm
Bedroom 3	8'2" x 18'0"	2498mm x 5487mm
Total area	1590 sq ft	148 sq m

- ◻ Raised sill
- ✓ Single Light Switch
- ✓ Double Light Switch
- ✓ Dimmer Switch
- ◻ 2x Dimmer Switch
- ✓ 3x Dimmer Switch
- ✓ 4x Dimmer Switch
- ✓ Kill Switch
- ▲ Television Group Living Room
- ▽ Single Telephone Outlet
- ▼ Data Point
- ◻ Double Switched Socket Outlet
- ◻ Double Socket with USB
- ◻ Switched 5A Lighting Socket
- ◻ Control Panel
- ◻ Shaving Socket
- ◻ Door Bell Push
- ◻ Video Entry Phone Panel



Three-Bedroom Apartment Type 26a



Plot

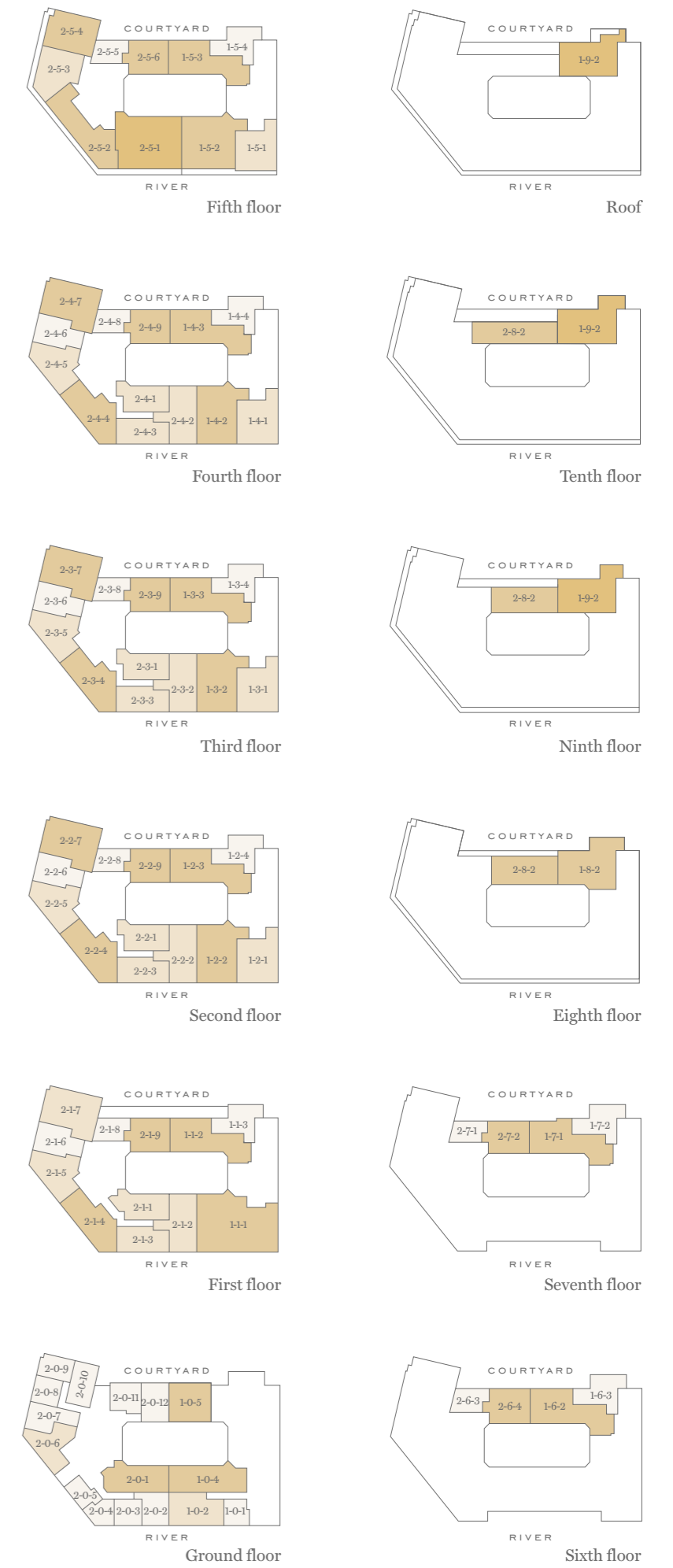
Ninth floor	—
Eighth floor	—
Seventh floor	—
Sixth floor	—
Fifth floor	—
Fourth floor	2-4-9
Third floor	2-3-9
Second floor	2-2-9
First floor	—
Ground floor	—

Kitchen/Living/Dining	29'10" x 12'2"	9098mm x 3701mm
Bedroom 1	14'5" x 13'7"	4389mm x 4143mm
Bedroom 2	11'3" x 11'3"	3440mm x 3439mm
Bedroom 3	11'3" x 11'1"	3441mm x 3371mm
Total area	1084 sq ft	101 sq m

◻ Depicts measurement points

Floorplans shown for Millbank Residences are for approximate measurements only. Exact layout and sizes may vary. All measurements may vary within a tolerance of 5%. To increase legibility these plans have been sized to fit the page, therefore each plan may be at a different scale to others within this brochure.

Apartment Locator



Three-Bedroom Apartment

Type 29a

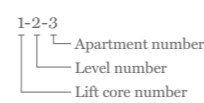


Plot

Ninth floor	—
Eighth floor	—
Seventh floor	—
Sixth floor	—
Fifth floor	—
Fourth floor	—
Third floor	1-3-2
Second floor	—
First floor	—
Ground floor	—

Kitchen/Living/Dining	22'11" x 24'5"	6978mm x 7449mm
Bedroom 1	29'9" x 9'10"	9058mm x 2995mm
Bedroom 2	17'11" x 12'8"	5473mm x 3857mm
Bedroom 3	12'9" x 13'3"	3896mm x 4049mm
Study	10'10" x 7'1"	3289mm x 2148mm
Total area	1807 sq ft	168 sq m

- ◐ Raised sill
- ✓ Single Light Switch
- ✓ Double Light Switch
- ✓ Dimmer Switch
- ◐ 2x Dimmer Switch
- ◐ 3x Dimmer Switch
- ◐ 4x Dimmer Switch
- ✓ Kill Switch
- ▲ Television Group Living Room
- ▽ Single Telephone Outlet
- ▼ Data Point
- ◐ Double Switched Socket Outlet
- ◐ Double Socket with USB
- ◐ Switched 5A Lighting Socket
- ◐ Control Panel
- ◐ Shaving Socket
- ◐ Door Bell Push
- ◐ Video Entry Phone Panel



Three-Bedroom Apartment

Type 32a*



Plot

Ninth floor	—
Eighth floor	—
Seventh floor	—
Sixth floor	—
Fifth floor	—
Fourth floor	—
Third floor	2-3-4
Second floor	—
First floor	—
Ground floor	—

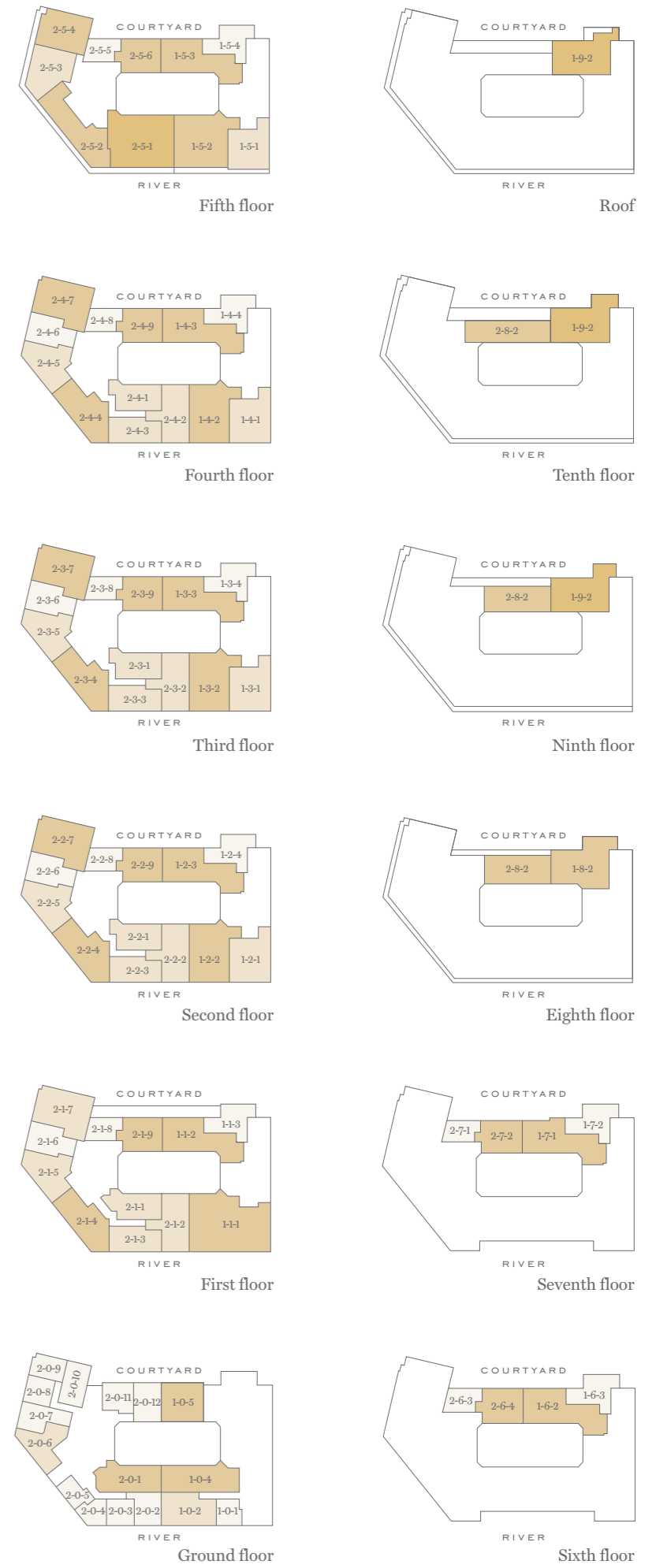
Kitchen/Living/Dining	27'3" x 24'9"	8295mm x 7543mm
Bedroom 1	10'10" x 16'4"	3308mm x 4976mm
Bedroom 2	10'8" x 10'6"	3257mm x 3198mm
Bedroom 3	10'8" x 11'6"	3257mm x 3508mm
Total area	1434 sq ft	133 sq m

◐ ◑ Depicts measurement points

Floorplans shown for Millbank Residences are for approximate measurements only. Exact layout and sizes may vary. All measurements may vary within a tolerance of 5%. To increase legibility these plans have been sized to fit the page, therefore each plan may be at a different scale to others within this brochure. *Subject to planning.



Apartment Locator



Three-Bedroom Apartment Type 29b

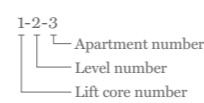


Plot

Ninth floor	—
Eighth floor	—
Seventh floor	—
Sixth floor	—
Fifth floor	—
Fourth floor	1-4-2
Third floor	—
Second floor	—
First floor	—
Ground floor	—

Kitchen/Living/Dining	22'9" x 24'5"	6925mm x 7449mm
Bedroom 1	29'6" x 9'10"	9000mm x 2995mm
Bedroom 2	17'7" x 12'8"	5353mm x 3857mm
Bedroom 3	12'5" x 13'3"	3773mm x 4045mm
Study	10'10" x 7'1"	3299mm x 2152mm
Total area	1804 sq ft	168 sq m

- ◐ Raised sill
- ✓ Single Light Switch
- ✓ Double Light Switch
- ✓ Dimmer Switch
- ◐ 2x Dimmer Switch
- ◐ 3x Dimmer Switch
- ◐ 4x Dimmer Switch
- ✓ Kill Switch
- ▲ Television Group Living Room
- ▽ Single Telephone Outlet
- ▼ Data Point
- ◐ Double Switched Socket Outlet
- ◐ Double Socket with USB
- ◐ Switched 5A Lighting Socket
- ◐ Control Panel
- ◐ Door Bell Push
- ◐ Video Entry Phone Panel



Three-Bedroom Apartment Type 32b*



Plot

Ninth floor	—
Eighth floor	—
Seventh floor	—
Sixth floor	—
Fifth floor	—
Fourth floor	2-4-4
Third floor	—
Second floor	—
First floor	—
Ground floor	—

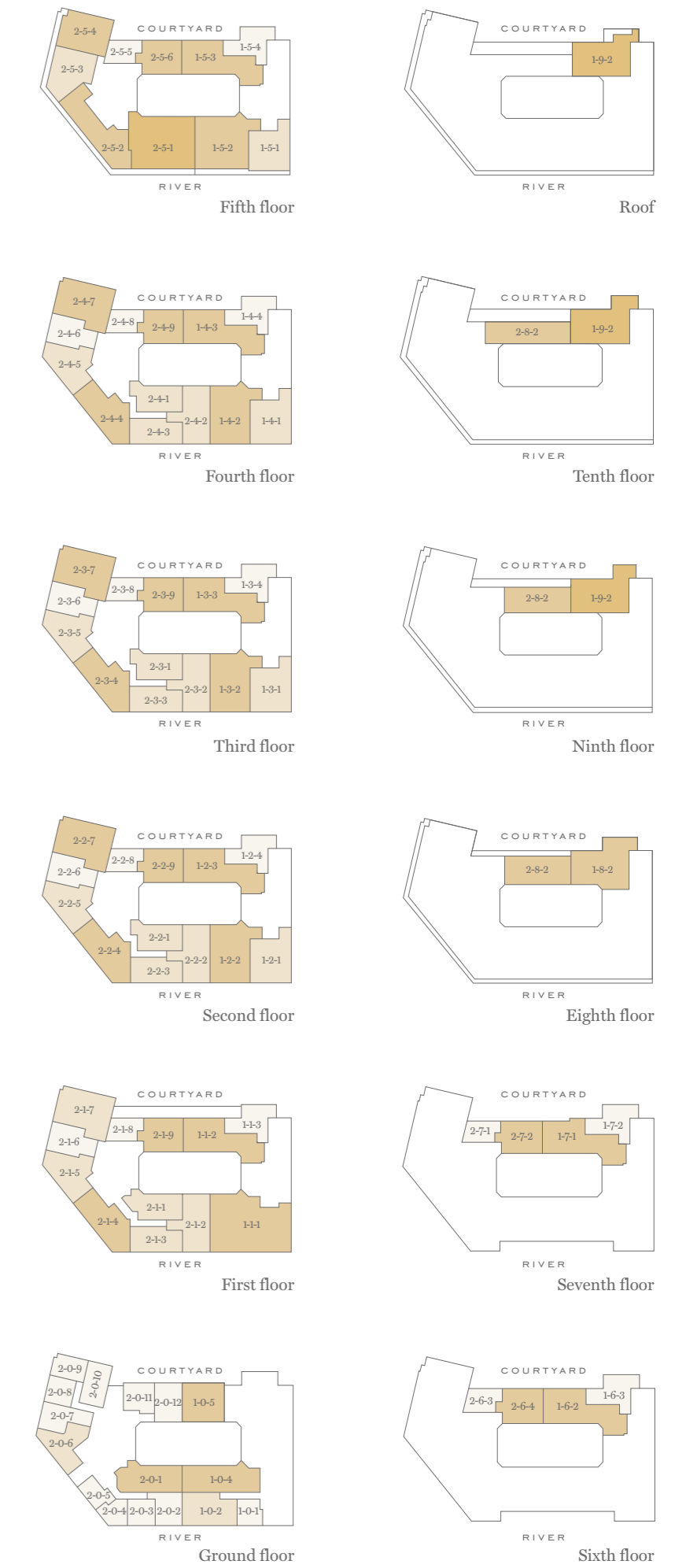
Kitchen/Living/Dining	27'2" x 24'7"	8281mm x 7499mm
Bedroom 1	10'9" x 16'4"	3264mm x 4981mm
Bedroom 2	10'8" x 10'5"	3255mm x 3178mm
Bedroom 3	10'7" x 11'6"	3231mm x 3517mm
Total area	1432 sq ft	133 sq m

◐ ◑ Depicts measurement points

Floorplans shown for Millbank Residences are for approximate measurements only. Exact layout and sizes may vary. All measurements may vary within a tolerance of 5%. To increase legibility these plans have been sized to fit the page, therefore each plan may be at a different scale to others within this brochure. *Subject to planning.



Apartment Locator



Three-Bedroom Apartment Type 33a



Plot

Ninth floor	—
Eighth floor	—
Seventh floor	—
Sixth floor	—
Fifth floor	—
Fourth floor	2-4-7
Third floor	—
Second floor	—
First floor	—
Ground floor	—

Kitchen/Living/Dining	20'4" x 28'3"	6191mm x 8609mm
Bedroom 1	9'9" x 28'2"	2984mm x 8598mm
Bedroom 2	9'8" x 13'5"	2945mm x 4086mm
Bedroom 3	8'3" x 17'7"	2524mm x 5371mm
Total area	1585 sq ft	147 sq m

- ⬆ Raised sill
- ⚡ Single Light Switch
- ⚡ Double Light Switch
- ⚡ Dimmer Switch
- ⚡ 2x Dimmer Switch
- ⚡ 3x Dimmer Switch
- ⚡ 4x Dimmer Switch
- ⚡ Kill Switch
- 📺 Television Group Living Room
- 📺 Single Telephone Outlet
- 📺 Data Point
- 🔌 Double Switched Socket Outlet
- 🔌 Double Socket with USB
- 🔌 Switched 5A Lighting Socket
- 📺 Control Panel
- 🔌 Shaving Socket
- 🔌 Door Bell Push
- 📺 Video Entry Phone Panel

- 1-2-3 Apartment number
- Level number
- Lift core number

Three-Bedroom Apartment Type 35



Plot

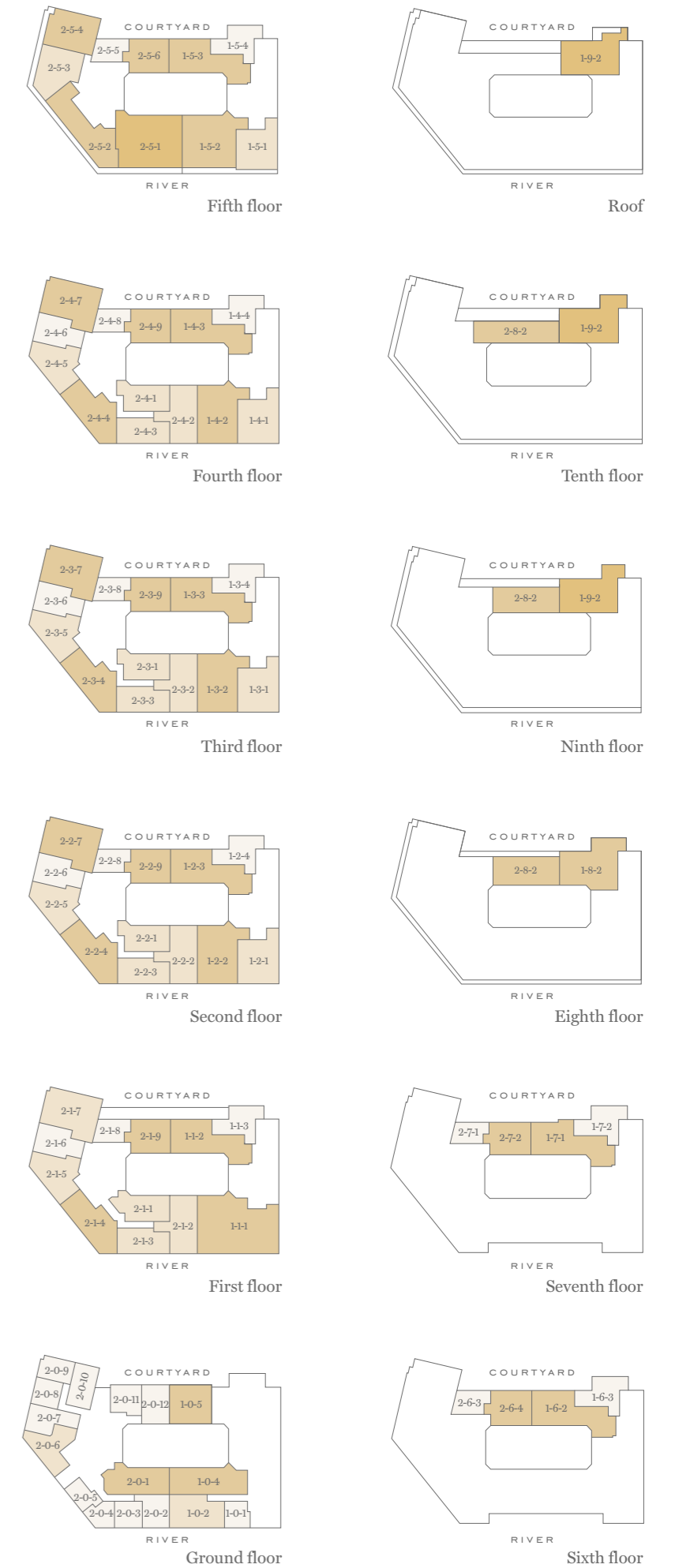
Ninth floor	—
Eighth floor	—
Seventh floor	—
Sixth floor	—
Fifth floor	1-5-2
Fourth floor	—
Third floor	—
Second floor	—
First floor	—
Ground floor	—

Kitchen/Living/Dining	17'11" x 46'9"	5468mm x 14262mm
Bedroom 1	29'0" x 13'2"	8841mm x 4014mm
Bedroom 2	20'3" x 11'1"	6181mm x 3366mm
Bedroom 3	12'11" x 10'2"	3926mm x 3097mm
Study	10'10" x 6'9"	3295mm x 2056mm
Total area	2217 sq ft	206 sq m

⬆ Depicts measurement points

Floorplans shown for Millbank Residences are for approximate measurements only. Exact layout and sizes may vary. All measurements may vary within a tolerance of 5%. To increase legibility these plans have been sized to fit the page, therefore each plan may be at a different scale to others within this brochure.

Apartment Locator



Three-Bedroom Apartment Type 25b

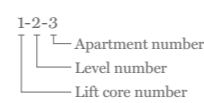


Plot

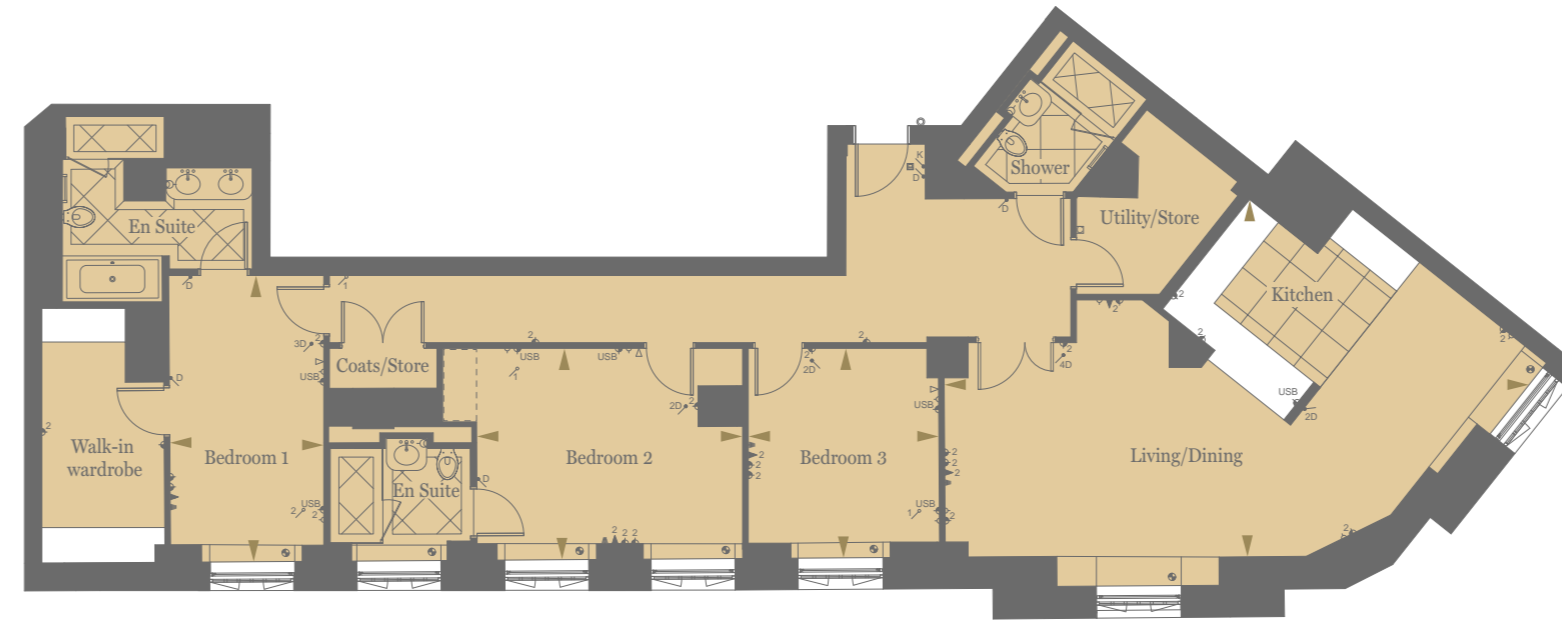
Ninth floor	—
Eighth floor	—
Seventh floor	—
Sixth floor	—
Fifth floor	1-5-3
Fourth floor	—
Third floor	—
Second floor	—
First floor	—
Ground floor	—

Kitchen/Living/Dining	29'4" x 24'4"	8942mm x 7426mm
Bedroom 1	11'5" x 16'0"	3482mm x 4875mm
Bedroom 2	10'8" x 17'5"	3260mm x 5315mm
Bedroom 3	10'9" x 12'9"	3270mm x 3891mm
Total area	1786 sq ft	166 sq m

- ⬆ Raised sill
- ⚡ Single Light Switch
- ⚡ Double Light Switch
- ⚡ Dimmer Switch
- ⚡ 2x Dimmer Switch
- ⚡ 3x Dimmer Switch
- ⚡ 4x Dimmer Switch
- ⚡ Kill Switch
- 📺 Television Group Living Room
- 📞 Single Telephone Outlet
- ⬇ Data Point
- 🔌 Double Switched Socket Outlet
- 🔌 Double Socket with USB
- 🔌 Switched 5A Lighting Socket
- 📺 Control Panel
- 🚿 Shaving Socket
- 🔔 Door Bell Push
- 📺 Video Entry Phone Panel



Three-Bedroom Apartment Type 37*



Plot

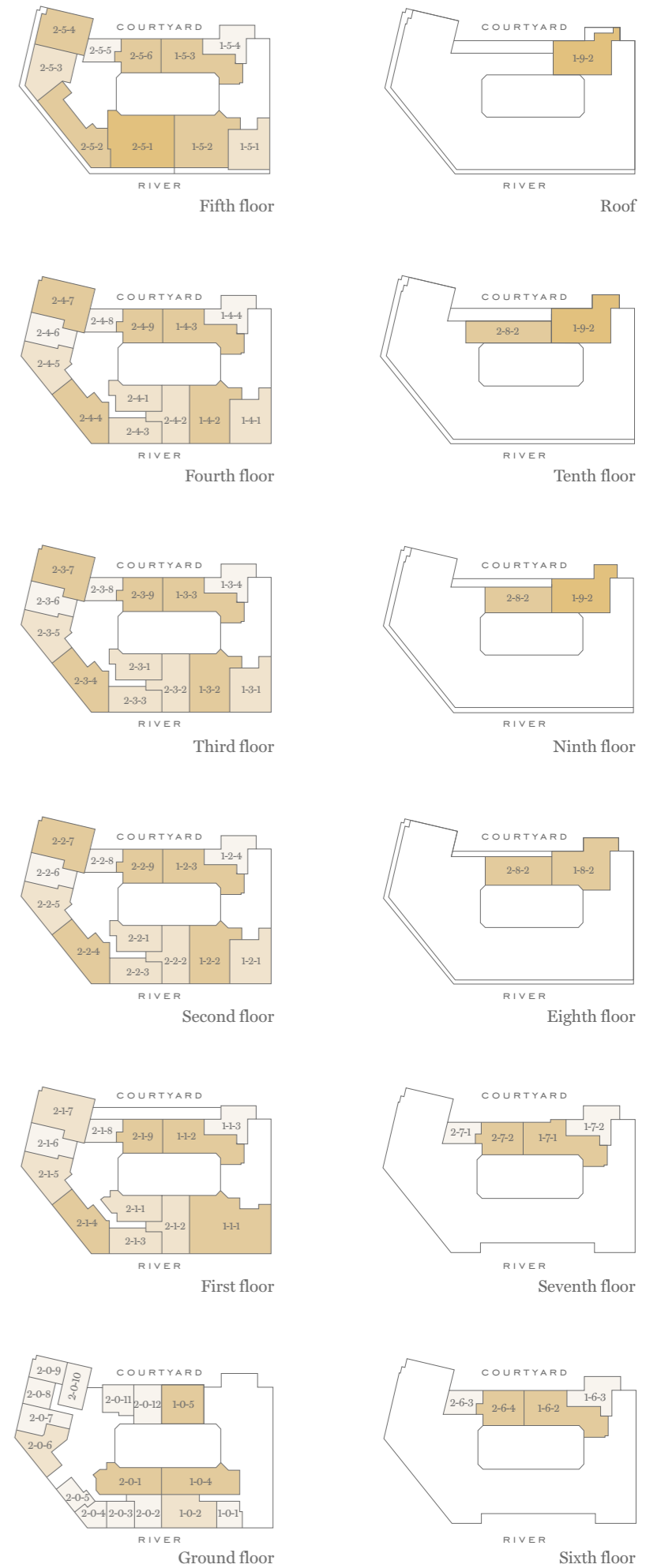
Ninth floor	—
Eighth floor	—
Seventh floor	—
Sixth floor	—
Fifth floor	2-5-2
Fourth floor	—
Third floor	—
Second floor	—
First floor	—
Ground floor	—

Kitchen/Living/Dining	20'8" x 34'0"	6312mm x 10364mm
Bedroom 1	16'7" x 8'11"	5063mm x 2722mm
Bedroom 2	12'3" x 15'5"	3740mm x 4700mm
Bedroom 3	12'2" x 11'1"	3709mm x 3370mm
Total area	1733 sq ft	161 sq m

⬆ ⬆ Depicts measurement points

Floorplans shown for Millbank Residences are for approximate measurements only. Exact layout and sizes may vary. All measurements may vary within a tolerance of 5%. To increase legibility these plans have been sized to fit the page, therefore each plan may be at a different scale to others within this brochure. *Subject to planning.

Apartment Locator



Three-Bedroom Apartment Type 39



Plot

Ninth floor	—
Eighth floor	—
Seventh floor	—
Sixth floor	—
Fifth floor	2-5-4
Fourth floor	—
Third floor	—
Second floor	—
First floor	—
Ground floor	—

Kitchen/Living/Dining	20'1" x 22'6"	6131mm x 6859mm
Bedroom 1	10'4" x 22'8"	3141mm x 6915mm
Bedroom 2	8'0" x 17'8"	2426mm x 5397mm
Bedroom 3	8'11" x 13'9"	2726mm x 4197mm
Total area	1279 sq ft	119 sq m

- ◉ Raised sill
- ✓ Single Light Switch
- ✓ Double Light Switch
- ✓ Dimmer Switch
- ⌘ 2x Dimmer Switch
- ⌘ 3x Dimmer Switch
- ⌘ 4x Dimmer Switch
- ⌘ Kill Switch
- ▲ Television Group Living Room
- ▼ Single Telephone Outlet
- ▼ Data Point
- ⌘ Double Switched Socket Outlet
- ⌘ Double Socket with USB
- ⌘ Switched 5A Lighting Socket
- ⌘ Control Panel
- ⌘ Shaving Socket
- ⌘ Door Bell Push
- ⌘ Video Entry Phone Panel

- 1-2-3 Apartment number
- Level number
- Lift core number

Three-Bedroom Apartment Type 26b



Plot

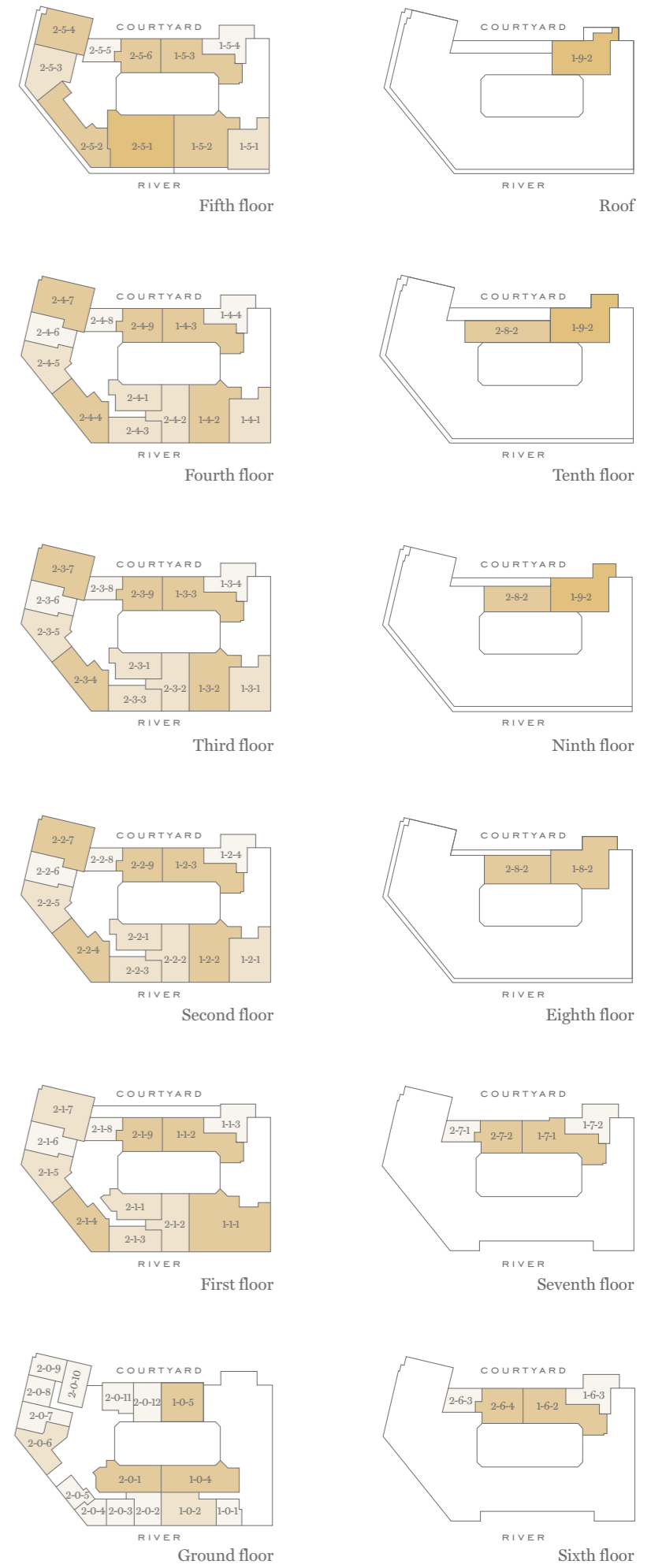
Ninth floor	—
Eighth floor	—
Seventh floor	—
Sixth floor	—
Fifth floor	2-5-6
Fourth floor	—
Third floor	—
Second floor	—
First floor	—
Ground floor	—

Kitchen/Living/Dining	29'5" x 12'2"	8977mm x 3701mm
Bedroom 1	14'1" x 13'8"	4289mm x 4173mm
Bedroom 2	11'4" x 11'3"	3442mm x 3439mm
Bedroom 3	11'4" x 11'1"	3442mm x 3371mm
Total area	1075 sq ft	100 sq m

◄ ► Depicts measurement points

Floorplans shown for Millbank Residences are for approximate measurements only. Exact layout and sizes may vary. All measurements may vary within a tolerance of 5%. To increase legibility these plans have been sized to fit the page, therefore each plan may be at a different scale to others within this brochure.

Apartment Locator



Three-Bedroom Apartment

Type 25c



Plot

Ninth floor	—
Eighth floor	—
Seventh floor	—
Sixth floor	1-6-2
Fifth floor	—
Fourth floor	—
Third floor	—
Second floor	—
First floor	—
Ground floor	—

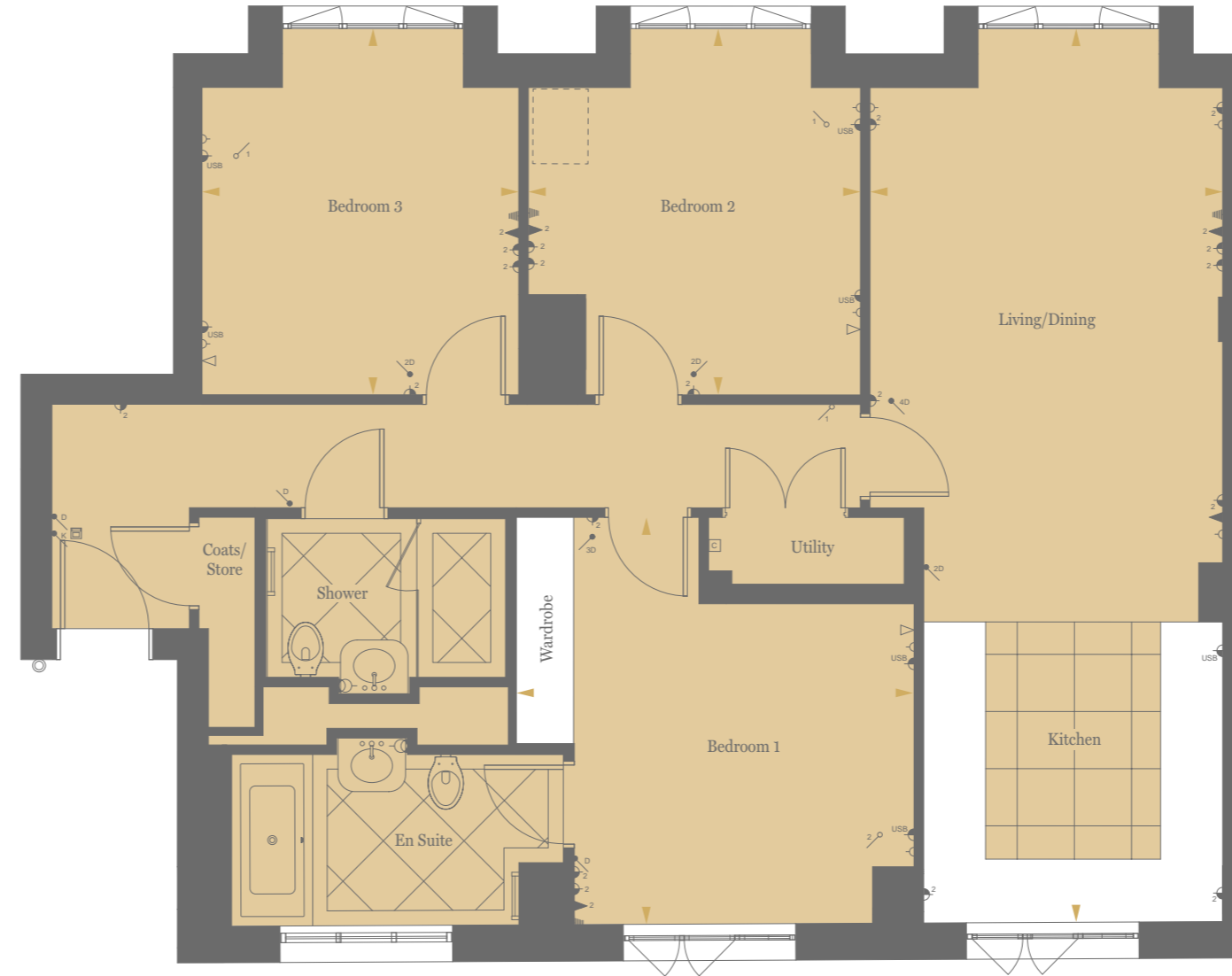
Kitchen/Living/Dining	30'8" x 24'4"	9348mm x 7426mm
Bedroom 1	11'5" x 16'0"	3475mm x 4875mm
Bedroom 2	12'5" x 17'5"	3785mm x 5309mm
Bedroom 3	10'9" x 12'9"	3270mm x 3892mm
Total area	1807 sq ft	168 sq m

- ◉ Raised sill
- ✓ Single Light Switch
- ✓ Double Light Switch
- ✓ Dimmer Switch
- ⚡ 2x Dimmer Switch
- ⚡ 3x Dimmer Switch
- ⚡ 4x Dimmer Switch
- ⚡ Kill Switch
- ▲ Television Group Living Room
- ▽ Single Telephone Outlet
- ▼ Data Point
- ⚡ Double Switched Socket Outlet
- ⚡ Double Socket with USB
- ⚡ Switched 5A Lighting Socket
- ☑ Control Panel
- ⊕ Shaving Socket
- ⊕ Door Bell Push
- 📺 Video Entry Phone Panel

- 1-2-3 Apartment number
- Level number
- Lift core number

Three-Bedroom Apartment

Type 26c



Plot

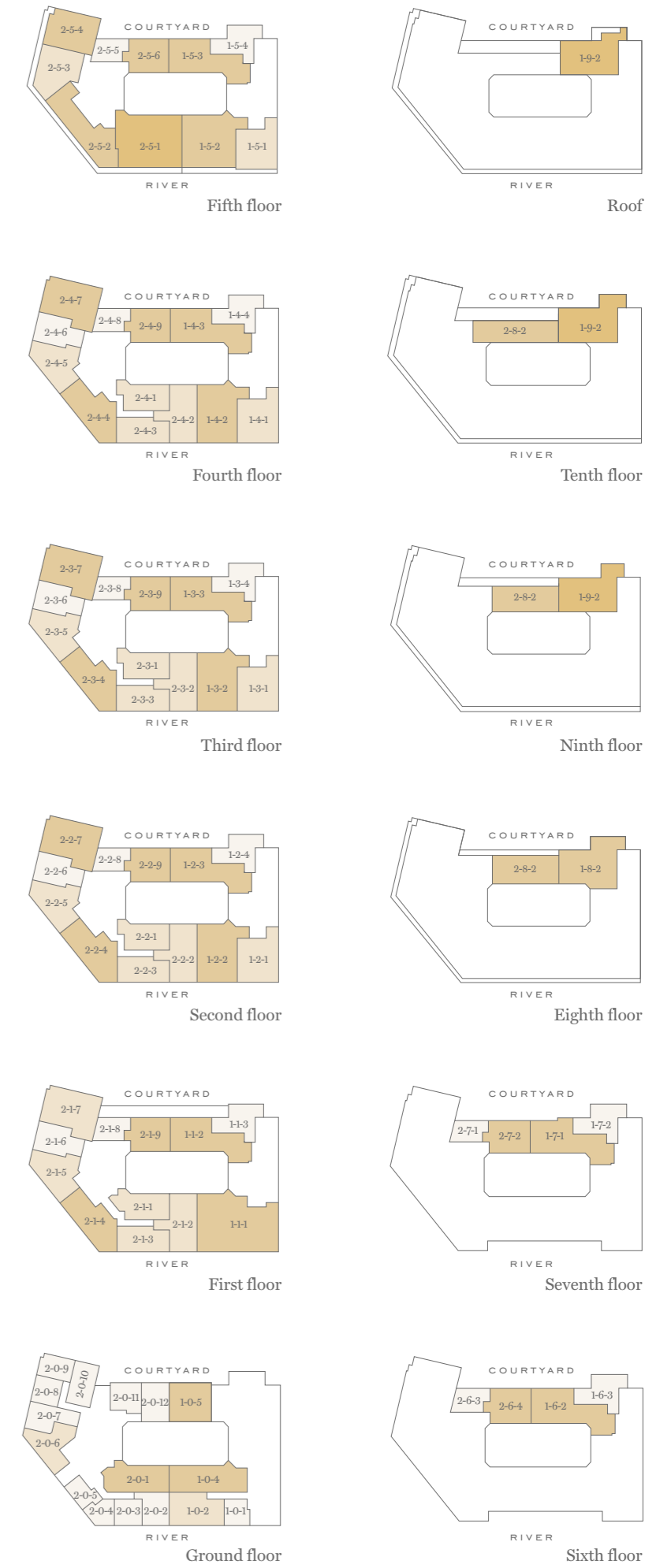
Ninth floor	—
Eighth floor	—
Seventh floor	—
Sixth floor	2-6-4
Fifth floor	—
Fourth floor	—
Third floor	—
Second floor	—
First floor	—
Ground floor	—

Kitchen/Living/Dining	30'9" x 12'2"	9381mm x 3705mm
Bedroom 1	14'1" x 13'8"	4288mm x 4173mm
Bedroom 2	12'7" x 11'5"	3843mm x 3486mm
Bedroom 3	12'7" x 10'11"	3844mm x 3323mm
Total area	1087 sq ft	101 sq m

◄ ► Depicts measurement points

Floorplans shown for Millbank Residences are for approximate measurements only. Exact layout and sizes may vary. All measurements may vary within a tolerance of 5%. To increase legibility these plans have been sized to fit the page, therefore each plan may be at a different scale to others within this brochure.

Apartment Locator



Three-Bedroom Apartment Type 25d

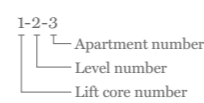


Plot

Ninth floor	—
Eighth floor	—
Seventh floor	1-7-1
Sixth floor	—
Fifth floor	—
Fourth floor	—
Third floor	—
Second floor	—
First floor	—
Ground floor	—

Kitchen/Living/Dining	27'9" x 24'4"	8465mm x 7426mm
Bedroom 1	11'5" x 16'0"	3469mm x 4875mm
Bedroom 2	16'10" x 24'10"	5130mm x 7451mm
Bedroom 3	10'9" x 12'9"	3270mm x 3892mm
Total area	1743 sq ft	162 sq m

- ◼ Raised sill
- ✓ Single Light Switch
- ✓ Double Light Switch
- ✓ Dimmer Switch
- ⚡ 2x Dimmer Switch
- ⚡ 3x Dimmer Switch
- ⚡ 4x Dimmer Switch
- ⚡ Kill Switch
- ▲ Television Group Living Room
- ▽ Single Telephone Outlet
- ▼ Data Point
- ⚡ Double Switched Socket Outlet
- ⚡ Double Socket with USB
- ⚡ Switched 5A Lighting Socket
- ⊞ Control Panel
- ⊞ Shaving Socket
- ⊞ Door Bell Push
- ⊞ Video Entry Phone Panel



Three-Bedroom Apartment Type 26d



Plot

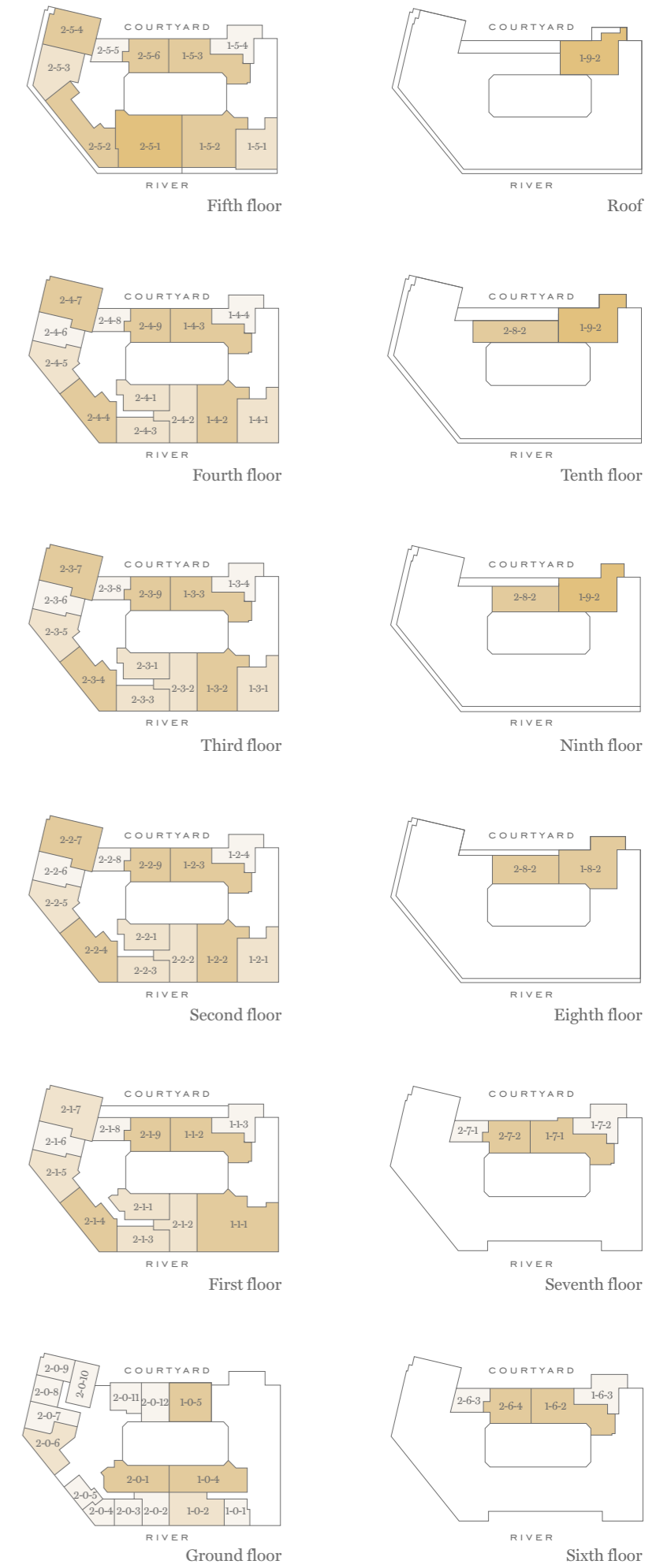
Ninth floor	—
Eighth floor	—
Sixth floor	2-7-2
Sixth floor	—
Fifth floor	—
Fourth floor	—
Third floor	—
Second floor	—
First floor	—
Ground floor	—

Kitchen/Living/Dining	27'11" x 12'0"	8503mm x 3661mm
Bedroom 1	14'0" x 13'8"	4270mm x 4173mm
Bedroom 2	9'9" x 11'3"	2964mm x 3436mm
Bedroom 3	9'9" x 11'1"	2965mm x 3374mm
Total area	992 sq ft	92 sq m

◄ ► Depicts measurement points

Floorplans shown for Millbank Residences are for approximate measurements only. Exact layout and sizes may vary. All measurements may vary within a tolerance of 5%. To increase legibility these plans have been sized to fit the page, therefore each plan may be at a different scale to others within this brochure.

Apartment Locator

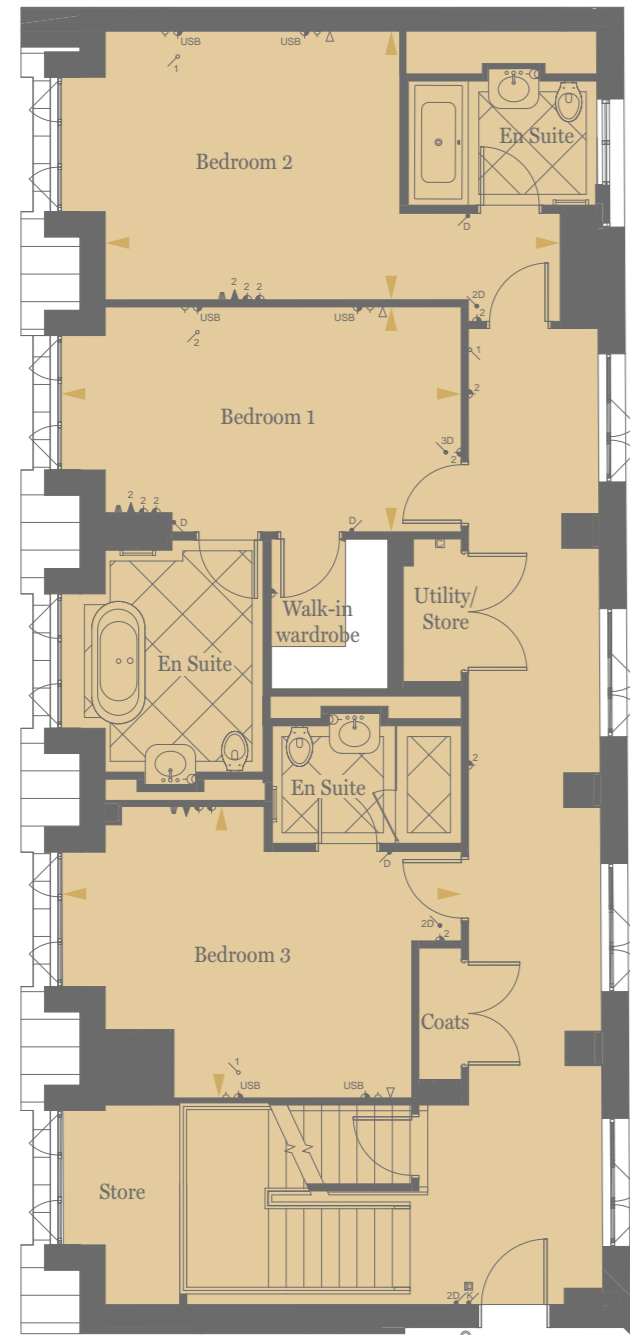


Three-Bedroom Apartment

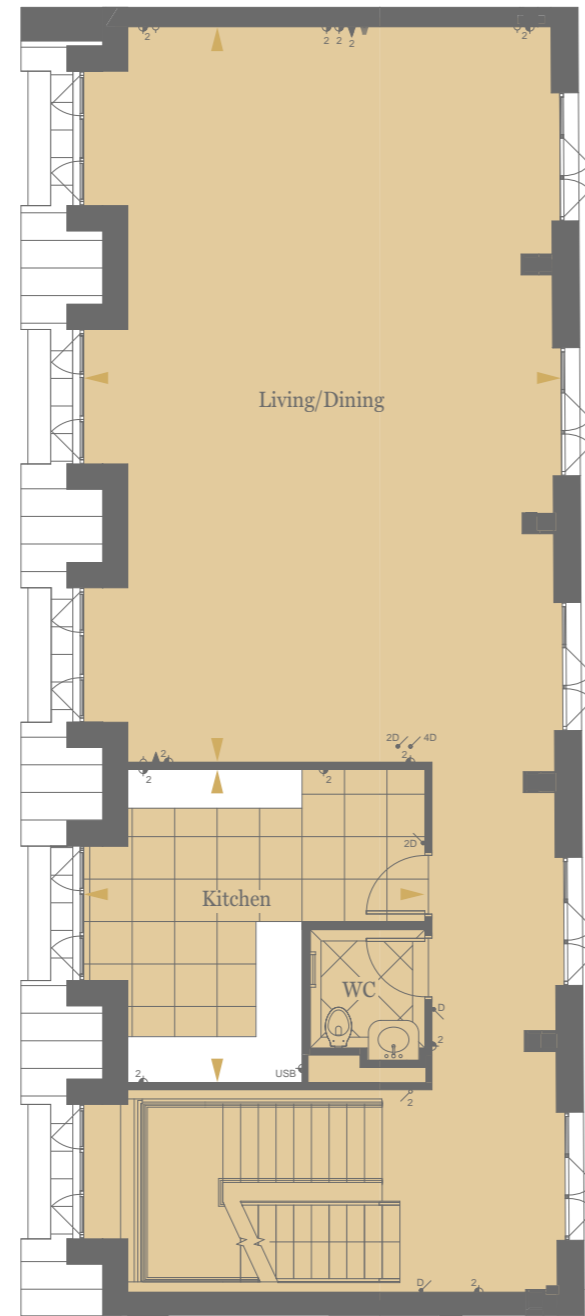
Type 46




Apartment Locator



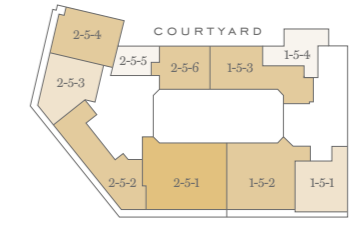
Level 8



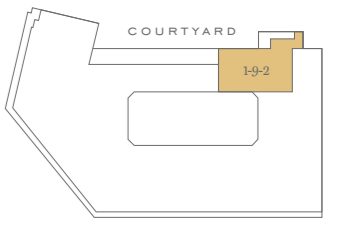
Level 9



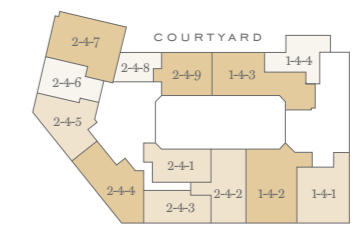
Level 10



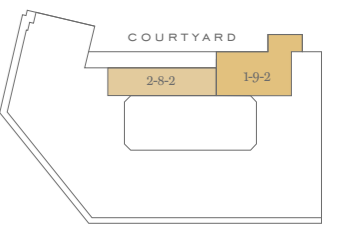
Fifth floor



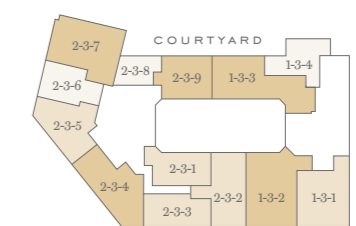
Roof



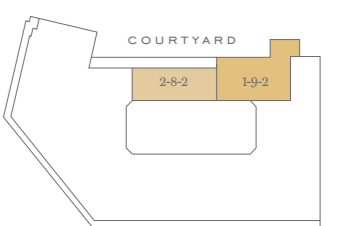
Fourth floor



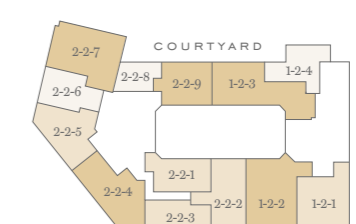
Tenth floor



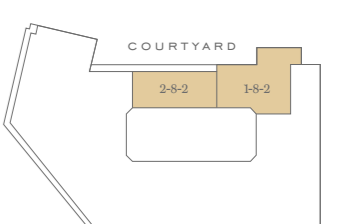
Third floor



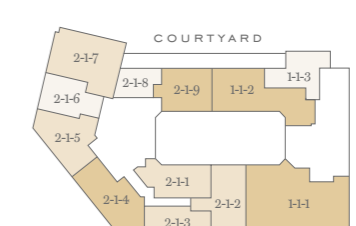
Ninth floor



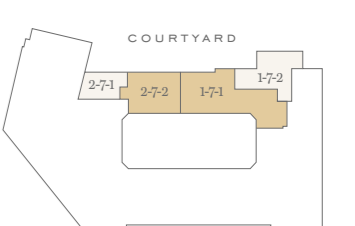
Second floor



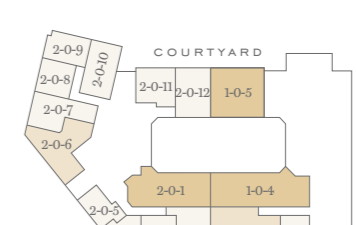
Eighth floor



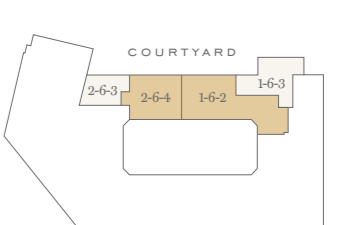
First floor



Seventh floor



Ground floor

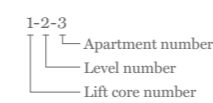


Sixth floor

Plot

Ninth floor	—
Eighth floor	2-8-2
Seventh floor	—
Sixth floor	—
Fifth floor	—
Fourth floor	—
Third floor	—
Second floor	—
First floor	—
Ground floor	—

Kitchen	15'10" x 14'6"	4819mm x 4429mm
Living/Dining	22'2" x 34'1"	6745mm x 10391mm
Bedroom 1	18'6" x 10'5"	5650mm x 3180mm
Bedroom 2	21'1" x 12'5"	6429mm x 3795mm
Bedroom 3	18'7" x 13'0"	5652mm x 3959mm
Terrace	17'10" x 73'11"	5436mm x 22389mm
Total area	2652 sq ft	247 sq m



- ⬆ Raised sill
- ⚡ Single Light Switch
- ⚡ Double Light Switch
- ⚡ Dimmer Switch
- ⚡ 2x Dimmer Switch
- ⚡ 3x Dimmer Switch
- ⚡ 4x Dimmer Switch
- ⚡ Kill Switch
- 📺 Television Group Living Room
- 📞 Single Telephone Outlet
- 📍 Data Point
- 🔌 Double Switched Socket Outlet
- 🔌 Double Socket with USB
- 🔌 Switched 5A Lighting Socket
- 📺 Control Panel
- 🔌 Shaving Socket
- 🔌 Door Bell Push
- 📺 Video Entry Phone Panel

◀ ▶ Depicts measurement points

Floorplans shown for Millbank Residence are for approximate measurements only. Exact layout and sizes may vary. All measurements may vary within a tolerance of 5%. To increase legibility these plans have been sized to fit the page, therefore each plan may be at a different scale to others within this brochure.

Three-Bedroom Apartment Type 45*

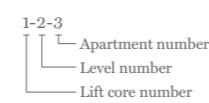


Plot

Ninth floor	—
Eighth floor	1-8-2
Seventh floor	—
Sixth floor	—
Fifth floor	—
Fourth floor	—
Third floor	—
Second floor	—
First floor	—
Ground floor	—

Kitchen/Living/Dining	29'3" x 24'8"	8915mm x 7509mm
Bedroom 1	11'10" x 19'1"	3601mm x 5818mm
Bedroom 2	10'2" x 13'7"	3110mm x 4128mm
Bedroom 3	9'11" x 17'11"	3018mm x 5464mm
Total area	1843 sq ft	171 sq m

- ◉ Raised sill
- ✓ Single Light Switch
- ✓ Double Light Switch
- ✓ Dimmer Switch
- ⚡ 2x Dimmer Switch
- ⚡ 3x Dimmer Switch
- ⚡ 4x Dimmer Switch
- ⚡ Kill Switch
- ▲ Television Group Living Room
- ▽ Single Telephone Outlet
- ▼ Data Point
- ⚡ Double Switched Socket Outlet with USB
- ⚡ Switched 5A Lighting Socket
- ⊠ Control Panel
- ⊙ Door Bell Push
- ⊠ Video Entry Phone Panel



Four-Bedroom Apartment Type 36



Plot

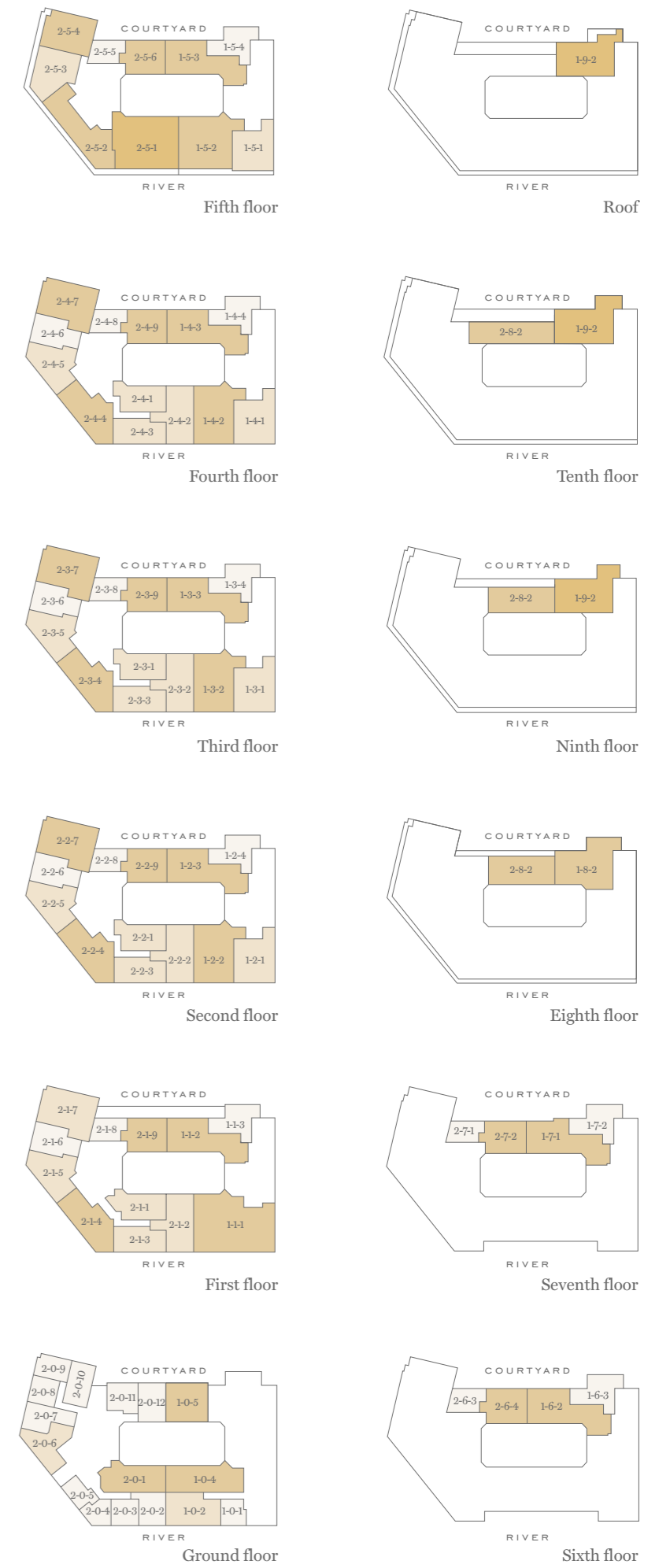
Ninth floor	—
Eighth floor	—
Seventh floor	—
Sixth floor	—
Fifth floor	2-5-1
Fourth floor	—
Third floor	—
Second floor	—
First floor	—
Ground floor	—

Kitchen	17'7" x 16'11"	5347mm x 5161mm
Living/Dining	17'6" x 38'8"	5330mm x 11786mm
Bedroom 1	29'9" x 11'11"	9063mm x 3636mm
Bedroom 2	21'10" x 11'3"	6645mm x 3435mm
Bedroom 3	21'9" x 12'4"	6625mm x 3751mm
Bedroom 4	12'7" x 11'7"	3824mm x 3527mm
Total area	2607 sq ft	242 sq m

◄ ► Depicts measurement points

Floorplans shown for Millbank Residences are for approximate measurements only. Exact layout and sizes may vary. All measurements may vary within a tolerance of 5%. To increase legibility these plans have been sized to fit the page, therefore each plan may be at a different scale to others within this brochure. *Subject to planning.

Apartment Locator



Four-Bedroom Apartment


Type 47*



Level 9

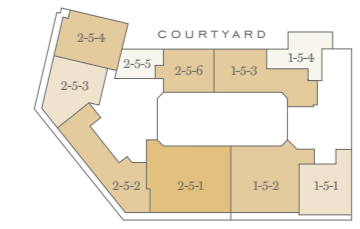


Level 10

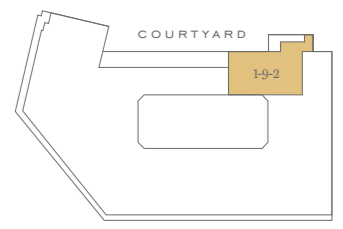


Roof

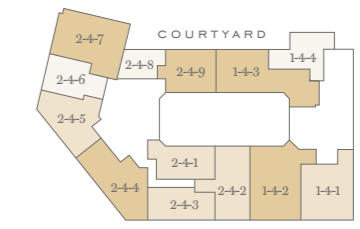
Apartment Locator



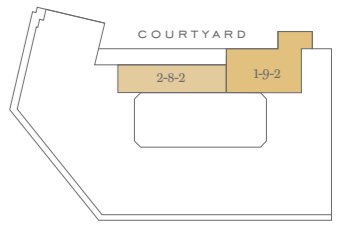
Fifth floor



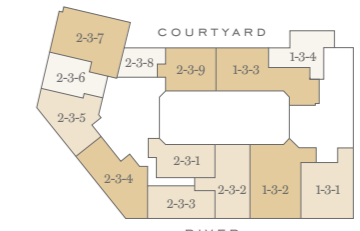
Roof



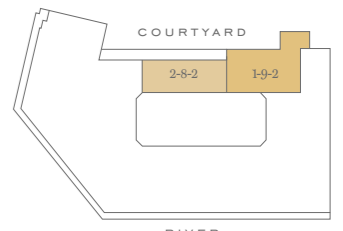
Fourth floor



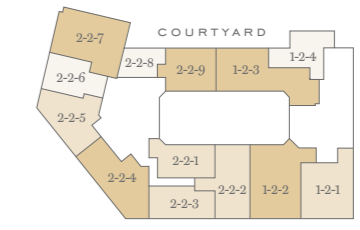
Tenth floor



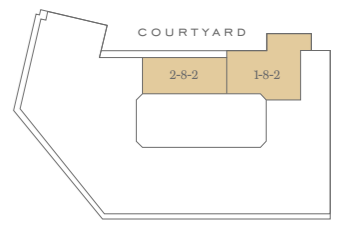
Third floor



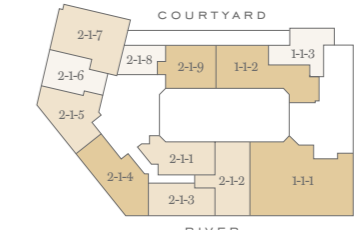
Ninth floor



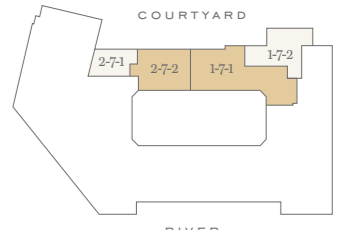
Second floor



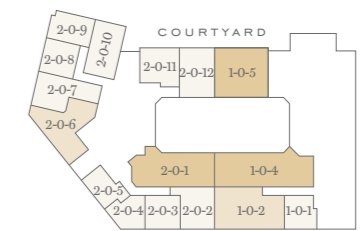
Eighth floor



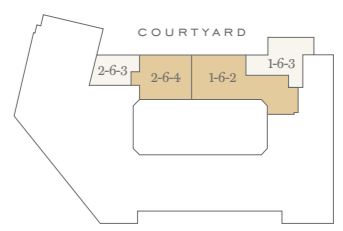
First floor



Seventh floor



Ground floor

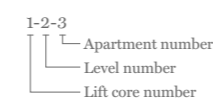


Sixth floor

Plot

Ninth floor	1-9-2
Eighth floor	—
Seventh floor	—
Sixth floor	—
Fifth floor	—
Fourth floor	—
Third floor	—
Second floor	—
First floor	—
Ground floor	—

Kitchen	11'10" x 19'1"	3601mm x 5818mm
Living/Dining	29'7" x 24'9"	9027mm x 7534mm
Bedroom 1	14'5" x 35'1"	4403mm x 10684mm
Bedroom 2	12'4" x 11'8"	3767mm x 3554mm
Bedroom 3	14'5" x 22'1"	4404mm x 6724mm
Bedroom 4	11'10" x 17'11"	3600mm x 5449mm
Terrace	36'10" x 46'7"	11222mm x 14194mm
Total area	3336 sq ft	310 sq m



- ▲ Raised sill
- ☑ Single Light Switch
- ☑ Double Light Switch
- ☑ Dimmer Switch
- ☑ 2x Dimmer Switch
- ☑ 3x Dimmer Switch
- ☑ 4x Dimmer Switch
- ☑ Kill Switch
- ▲ Television Group Living Room
- ▽ Single Telephone Outlet
- ▲ Data Point
- Ⓜ Double Switched Socket Outlet
- Ⓜ Double Socket with USB
- Ⓜ Switched 5A Lighting Socket
- ☑ Control Panel
- ☑ Shaving Socket
- ☑ Door Bell Push
- ☑ Video Entry Phone Panel

▲ ▶ Depicts measurement points

Floorplans shown for Millbank Residences are for approximate measurements only. Exact layout and sizes may vary. All measurements may vary within a tolerance of 5%. To increase legibility these plans have been sized to fit the page, therefore each plan may be at a different scale to others within this brochure. *Subject to planning.

Designed for Life

Designed for life

Buying a home is one of the most important decisions you will ever make. The qualities that make St Edward different mean that you can choose a new home from us with complete confidence. When you buy a home from St Edward you can be safe in the knowledge that it is built to very high standards of design and quality, has low environmental impact and you will enjoy an exceptional customer experience.

Award-winning and royally recognised

In addition to receiving numerous awards for quality, design and customer service, the Berkeley Group was granted the 2014 Queen's Award for Enterprise in Sustainable Development and in 2011 they won Britain's Most Admired Company award. These awards recognise and reward outstanding achievements in business performance.

Customer service is our priority

We place the highest priority on customer service and will manage the whole moving process for you. Our Customer Care teams will contact you shortly after you complete, to ensure that everything in your new home is absolutely to your liking. Our homes also benefit from a 10-year warranty, the first two years of which are covered by St Edward.

Green living and sustainable development is top of our agenda

As a company, we are committed to reducing energy, water and waste on our construction sites, in our offices and in the homes that we build. Almost all of our developments are built on brownfield land and we always take care to protect and enhance biodiversity and natural habitats. Our homes include features to encourage sustainable living such as dual-flush WCs, recycling bins and energy efficient white goods.

Quality is at the heart of everything we do

At St Edward, quality takes precedence, from choosing the right location and style of home to the construction processes we practise, the materials we use and the specifications we put into our homes. For extra peace of mind, in addition to the 10-year warranty all new homes receive, St Edward operates a 2-year policy with dedicated Customer Service teams on hand 24 hours a day to deal with enquiries quickly and effectively.

St Edward also operates a 200-point pre-move in checklist that is carried out on every new home before you move. It is in place to ensure your complete satisfaction and the best quality is always delivered for your new home.

Unparalleled choice of homes in the most sought-after locations

As one of the UK's leading house builders, we are able to offer our customers an unrivalled choice of property location, size and type. From city penthouses to country retreats, modern studio apartments to traditional family homes, you will find the perfect home to match your requirements. Our homes are also built in some of Britain's most desirable locations, from market towns and rural villages to major towns and cities, and countryside to the coast – we build where you want to live.

A commitment to creating sustainable communities

St Edward's homes and developments are not just built for today. They are designed to enhance the neighbourhoods in which they are located permanently. We achieve this through our commitment to excellence in design, sensitive landscaping, sympathetic restoration, and impeccable standards of sustainability. We not only aim to address the needs of our customers, but also their neighbours and the broader community of which they are a part. It is a long-term view: we want to create exceptional places for people to live, work and relax in, and build communities that will thrive today and for years to come.

Sustainability at 9 Millbank



“Nothing is lost, nothing is created, everything is transformed.”

Antoine Lavoisier, a French chemist, is one of the individuals whose name graces 9 Millbank.

1. More Nature

St Edward has a commitment to delivering a net biodiversity gain on every site. At 9 Millbank, we will be planting three types of unique trees as well as different species of plants and flowers. The development will also have a green roof, which will help clear the air of toxins and provide a habitat for butterflies and other wildlife.

2. Saving Water

We will install a specially designed rainwater harvesting system to capture rainfall on 9 Millbank so we can re-use it to water our landscaped areas. In addition, apartments are fitted with dual flush toilets, flow-controlled taps and efficient washing machines and dishwashers, where supplied.

3. Low Carbon

We will install a communal combined heat & power (CHP) system which will help reduce carbon emissions. Apartments are also designed to be highly energy efficient, with LED lighting, automatic sensors where appropriate, energy efficient, insulation and thermostatically-controlled heating.

4. Retaining and Reusing Historic Stone

We have retained elements of 9 Millbank which have been untouched since the 1920s. This not only preserves a part of London's heritage, it also minimises the amount of materials needed, and waste produced during its construction.

5. Certified Timber

All solid timber used to build 9 Millbank will be responsibly sourced from certified forests where trees are replanted at a renewable rate. These timber certification schemes work to the benefit of local communities and also ensure the wellbeing of workers.

6. Helping You Get Around

You can travel green wherever you go, with charging points provided for electric cars and a large, secure cycle store. 9 Millbank is also just a short walk from Westminster and Victoria tube stations, and Westminster Pier for the Thames Clipper.

7. A Strong Community

A community plan will be in place to help create a sense of community, with regular events including social clubs and health and wellbeing initiatives.





375 Kensington High Street by St Edward



190 Strand by St Edward

The Team

St Edward
Designed for life

A joint venture company owned by
 

St Edward

St Edward is a joint venture company owned by the Prudential Assurance Company and Berkeley. It brings together the expertise of Berkeley and M&G Real Estate, Prudential's fund manager. The powerful combination of the two companies' strengths and complementary skills provides a strong vehicle for delivering fantastic communities where people enjoy a great quality of life.

www.stedward.co.uk



Goddard Littlefair

Goddard Littlefair is a London-based luxury interior design studio, established in 2012 by Martin Goddard and Jo Littlefair. The company's talented, international team works on multi-award-winning hotel, hospitality and spa projects across the globe, as well as high-end residential schemes.

Their ethos is about combining aesthetic perfectionism and boundless curiosity with a team-playing, service-driven attitude. As The Irish Times said, "The firm's unique selling point is the ability to knit smart, sensual design with a healthy dose of pragmatism."

www.goddardlittlefair.com

JLL

JLL are a professional services firm whose common passions are real estate services and investment management. JLL UK's knowledge runs deep, with specialists in every property type and every facet of transaction, management and advisory services.

JLL aim to attract, develop and reward the best and most diverse talent and challenge them to develop enduring client relationships built on trust, collaboration and quality service.

www.jll.co.uk

Savills

Savills plc is a global real estate services provider listed on the London Stock Exchange. Savills has an international network of more than 700 offices and associates throughout the Americas, the UK, continental Europe, Asia Pacific, Africa and the Middle East, offering a broad range of specialist advisory, management and transactional services to clients all over the world.

www.savills.co.uk



A Commitment to the Future

Over the years, The Berkeley Group has won many prestigious awards for the quality, design and sustainability of its developments. Our Vision is Berkeley's plan for the business, designed to raise standards higher still. Our goal is to be a world-class company creating successful, sustainable places where people aspire to live. We take our responsibilities towards our customers, the environment, the workforce and the communities in which we work very seriously.

Our plan for the business has five areas of focus: Customers, Homes, Places, Operations and Our People.

Our Vision

To be a world-class business, generating long-term value by creating successful, sustainable places where people aspire to live.

Five Focus Areas

An Exceptional Customer Experience

We aim to put customers at the heart of our decisions. Dedicated sales teams will provide exceptional service throughout the buying process, and teams will manage the customer relationship from exchange of contracts through to completion, delivery of the new home and after occupancy.

High-quality Homes

When you buy a new home from St Edward you can be safe in the knowledge that it is built to very high standards of design and quality and has low environmental impact. We meet specific space standards for new homes and aim to deliver a home which has fibre broadband infrastructure.

Great Places

We seek to create beautiful, successful places characterised by the quality of their design, external spaces, transport and access to jobs and amenities. These are places where people choose to live, work and spend their time and which directly encourage people's well-being and quality of life.

Efficient and Considerate Operations

We reduce the impact of the construction process on the local community by registering all of our sites with the Considerate Constructors Scheme. We set targets to reduce water, energy and waste. We work with our supply chain to ensure that high-quality services and materials are consistently provided.

A Commitment to People and Safety

Safety is a high priority on all of our construction sites. We also aim to have a positive impact on society and enable young and unemployed people to get into work through our support of the Berkeley Foundation.



Berkeley takes social responsibility very seriously. In 2011 we set up The Berkeley Foundation, with the aim of supporting Britain's young people and their communities.

We do this through a number of partner charities that tackle some of the most pressing social problems affecting young people today, including homelessness and unemployment. The money raised comes in part from the Berkeley Group, and also through the tireless and inventive efforts of our staff.

We have set a goal for The Berkeley Foundation to invest £10 million over the next five years to support young people and their communities. Every penny will be spent on charitable activities and worthy causes to ensure that the maximum benefit is achieved.



www.berkeleygroup.co.uk



Proud to be a member
of the Berkeley Group
of Companies

Berkeley
Designed for life

St Edward
Designed for life

St George
Designed for life

St James
Designed for life

St Joseph
Designed for life

St William
Designed for life





9 MILLBANK

WESTMINSTER SW1

+44 (0)20 7118 7799

WWW.9MILLBANK.CO.UK

9Millbank@stedward.co.uk


The information in this brochure is indicative and is intended to act as a guide only as to the finished product. Accordingly, due to St Edward's policy of continuous improvement, the finished product may vary from the information provided. These particulars should not be relied upon as statements of fact or representations and applicants must satisfy themselves by inspection or otherwise as to their correctness. This information does not constitute a contract or warranty. Millbank Residence is a marketing name and will not necessarily form part of the approved postal address. Applicants are advised to contact St Edward to ascertain the availability of any particular property. The dimensions given on plans are subject to minor variations and are not intended to be used for carpet sizes, appliance sizes or items of furniture. Area measurements in this document are given as Gross Internal Area (GIA). Measurements include areas occupied by upstands, plinths, protrusions, ceiling bulkheads, glazing mullions for full-height glazing, (measured to the internal face of the glazing, not mullion), skirtings, plaster and other in situ wall finishes, cornices and the like. Where a wall is made up of both full-height glazing and other external walling structure, dimensions are taken to the surface of both structures. M135/22CA/0119



Proud to be a member of the Berkeley Group of companies



St Edward
Designed for life



St Edward
Designed for life

A joint venture company owned by
  **Berkeley**
PRUDENTIAL Group